

PH 3½-3 Glass Pendant

The fixture is designed based on the principle of a reflective three-shade system, which directs the majority of the light downwards. The shades are made of mouth-blown opal three-layer glass, which is glossy on top and sandblasted matt on the underside, giving a soft and uniform light distribution.



Product info

Mounting

Suspension type: Cable 2x0,75mm². Canopy: Yes. Cable length: 3m.

Finish

Brass metallised, black metallised or high lustre chrome plated. White opal glass.

Materials

Shades: Mouth-blown white opal glass. Suspension: Brass metallised, black metallised or high lustre chrome plated, brass.

Sizes and weights

Width x Height x Length (mm) | 330 x 307 x 330 Max 2.0 kg

Class

Ingress protection IP20. Electric shock protection II w/o ground.

Light source

1x70W E27



Product family



PH 3½-2½ Glass Table



PH 3½-2½ Floor



PH 3½-3 Pendant



PH 3½-2½ Table

Product variants

Colour	Cable type	Light source
● Black metallised	BLK TEX	1x70W E27
● Brass metallised	WHT TEX	
● High lustre chrome plated		

Design

Poul Henningsen

Weight

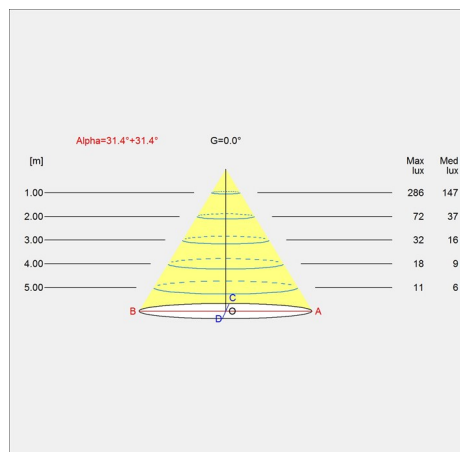
Min: 1.868 kg Max: 1.966 kg

Finish

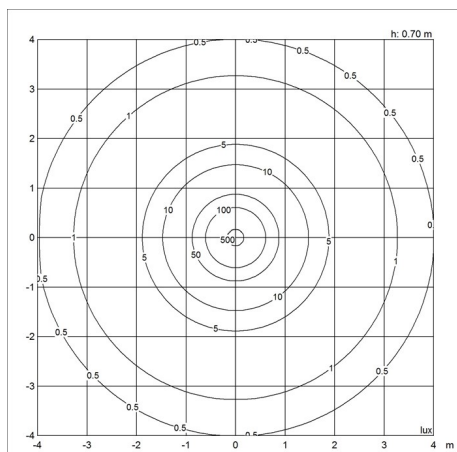
Black metallised, Brass metallised, High lustre chrome plated

Light distribution diagrams

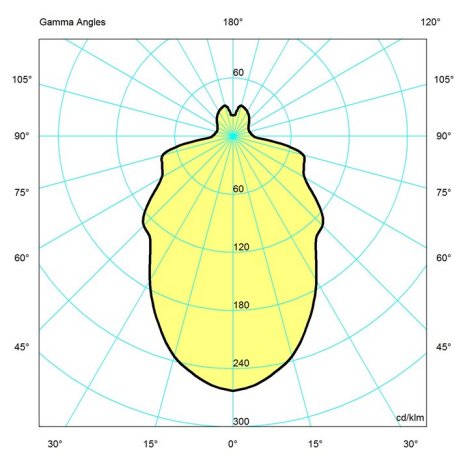
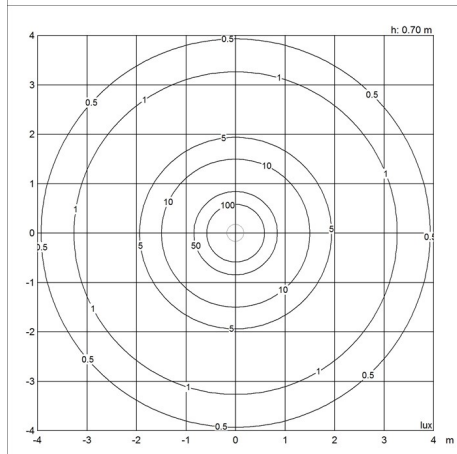
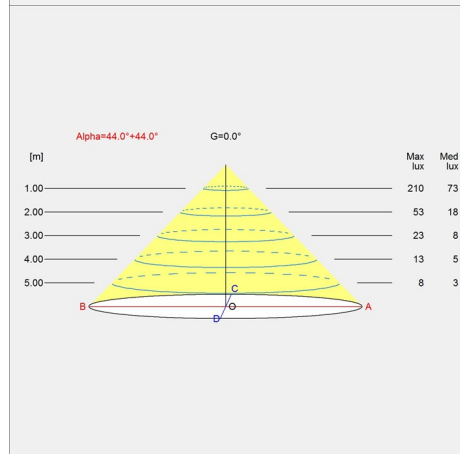
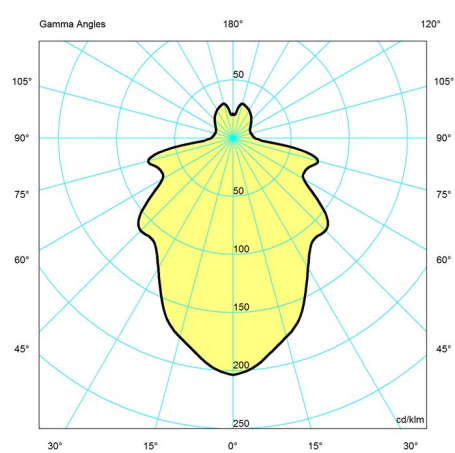
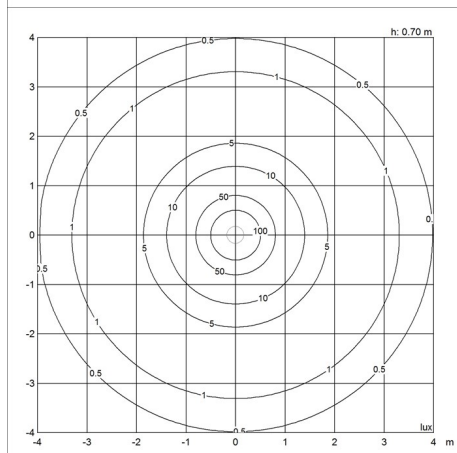
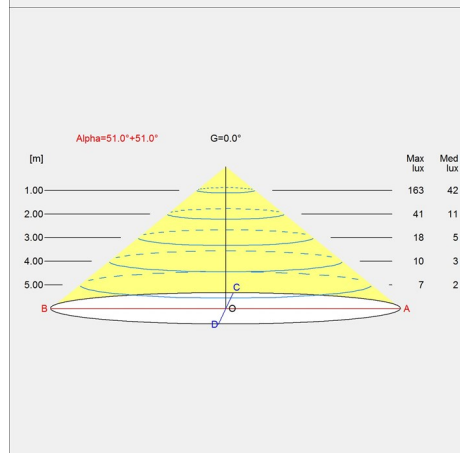
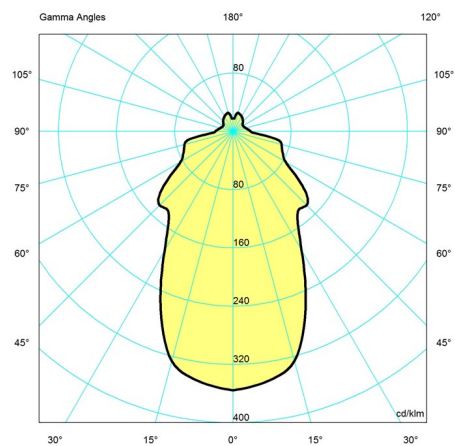
Cartesian



Isolux



Polar



Spare parts & accessories

PH 3½-3 Glass Pendant

Product	Variant number
PH 3½-3, LOWER SHADE, GLASS	5741094781
PH 3½-3, MIDDLE SHADE, GLASS	5741094794
PH 3½-3 PENDANT TOP SHADE GLASS	5741099346
PH 3½-3 AMBER COLOURED TOP SHADE, GLS	5741099715
PH 3½-3 MIDDLE SHADE AMBER GLASS	5741099728
PH 3½-3 LOWER SHADE AMBER GLASS	5741099731
CANOPY WHITE 2-PART, TOPHAT ®	5749329034
CANOPY BLACK 2-PART, TOPHAT ®	5749329021
FINGER SCREW MCP M4X15 (3PCS) LOWER	5744611145