


# PH 4½-4 Glass Pendant

The fixture is designed based on the principle of a reflective three-shade system, which directs the majority of the light downwards. The shades are made of mouth-blown opal three-layer glass, which is glossy on top and sandblasted matte on the underside, giving a soft and uniform light distribution.



## Product info

### Mounting

Suspension type: Cable 3x0,75mm<sup>2</sup> & wire. Canopy: Yes. Cable length: 3m.

### Finish

High lustre chrome plated. White opal glass.

### Materials

Shades: Mouth-blown matt white opal glass. Anti-glare disc: Purple, spun aluminium. Suspension: High lustre chrome plated, extruded aluminium.

### Sizes and weights

Width x Height x Length (mm) | 450 x 410 x 450 Max 5.0 kg

### Class

Ingress protection IP20. Electric shock protection I w. ground.

### Specification notes

The innovation of light sources is ongoing. Consequently we only inform about the max. wattages. On [www.louispoulsen.com](http://www.louispoulsen.com) we update a list of recommendable light sources.

### Light source

1x70W E27



## Product family



PH 4½-3½ Glass Table



PH 4½-3½ Glass Floor

## Product variants

### Light source

1x70W E27

# Product description

Suspended glass luminaire.  
Iconic design.  
Part of a wide family of multiple sizes.

---

## Mounting

Can be mounted on 4" octagonal junction box. (USA only)

---

## Light description

Glare free, symmetric distribution.

---

## Design

Poul Henningsen

---

## Material

Shades: opal, mouth-blown glass, 2mm (0.08") thick, top-most shade sandblasted interior for diffuse light distribution.  
Stem of high lustre chrome plated aluminum above glass.  
Struts: chrome plated cast brass.  
Internal reflectors of spun aluminum, 2mm (0.08") thick, lilac wet painted.  
Socket: Porcelain, medium base for A-21, frosted envelope lamps.  
Socket position is adjustable to allow correct lamp position and fixture illumination.  
Canopy: 5.3" diameter x 0.9" tall cone of spun aluminum.  
Cable: black PVC coated, 12 ft. (USA)

---

## Weight

4.997

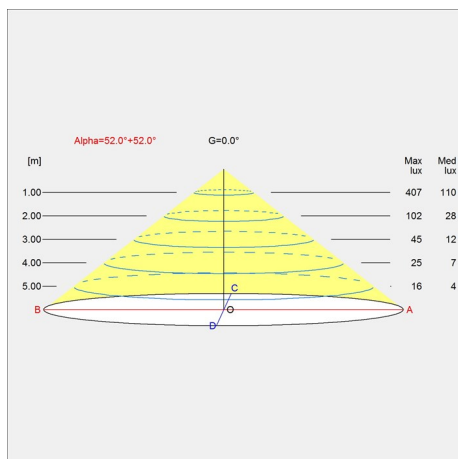
---

## Finish

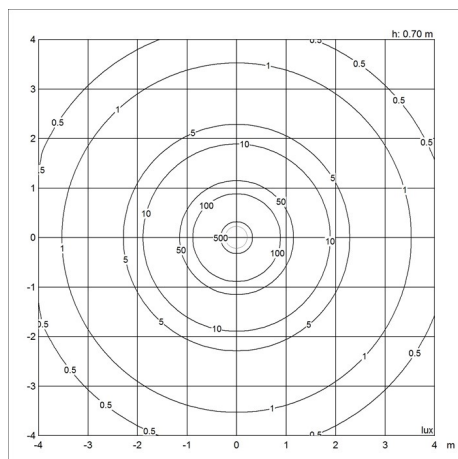
High lustre chrome plated

# Light distribution diagrams

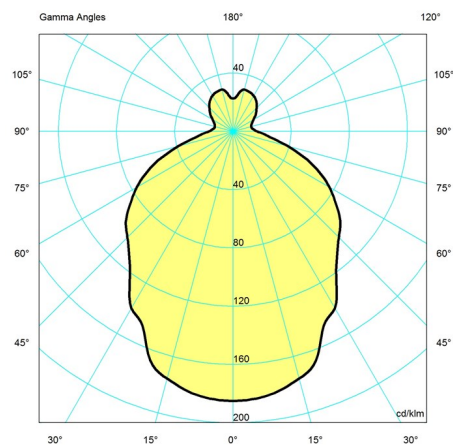
## Cartesian



## Isolux



## Polar



## Spare parts & accessories

### Product

PH 4½-4 GLASS PENDANT, TOP SHADE  
 PH 4½-4 GLASS PENDANT, MIDDLE SHADE  
 PH 4½-4 GLASS PENDANT, LOWER SHADE  
 PH 4½-4 GLASS PENDANT, LOWER BOWL  
 FINGER SCREW SS M3X12 (3PCS) LOWER  
 FINGER SCREW MCP M3X11 (3PCS) LOWER  
 CANOPY BLACK 2-PART, TOPHAT ®

### Variant number

5741481200  
 5741481213  
 5741481226  
 5741481239  
 5744610528  
 5744611158  
 5749329021