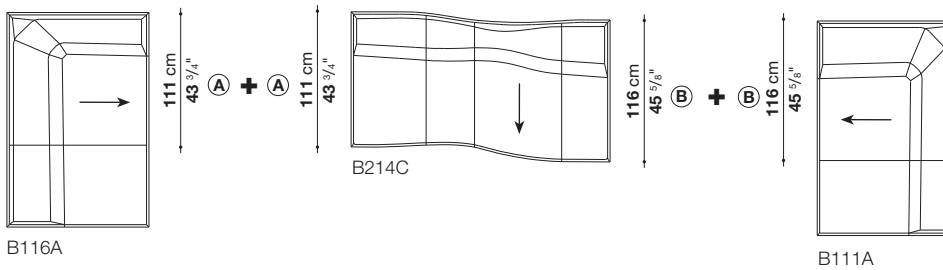


## Elements modularity

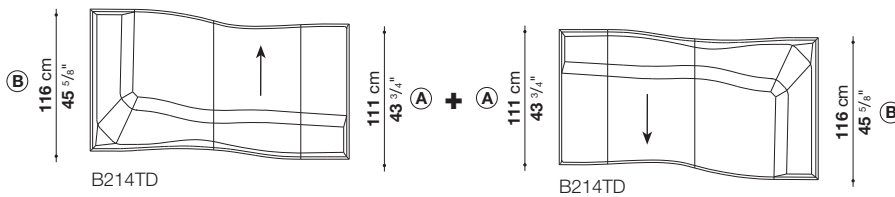
The undulated shape of the model Bend-Sofa implies that all its modules have two different depths indicated with letter A (111 cm) and with letter B (116 cm). Specular compositions (modules with right and left version) have then different overall dimensions. To design modular compositions the elements have to be linked with sides of the same dimension (A + A or B + B).

In the drawing the arrow shows the fabric direction.

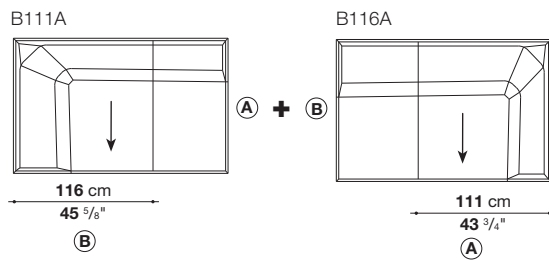
### Correct example



### Correct example



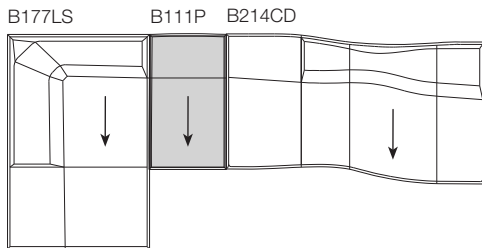
### Wrong example



## Elements modularity

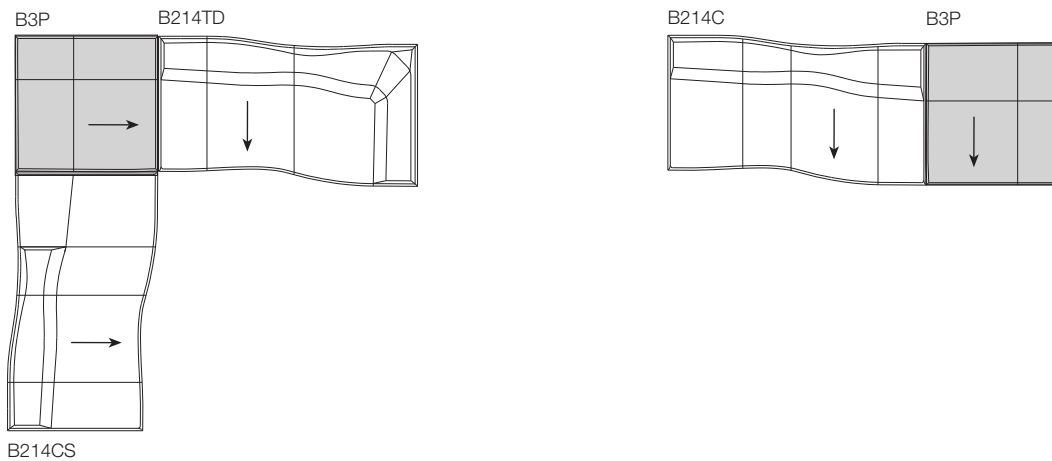
There are two typologies of ottoman according to shape and use.

**Middle ottoman** : ottoman used as union linear element of more modules or as terminal element.



**Corner-terminal ottoman** : ottoman used as corner element between two modules or as terminal element.

The terminal-corner ottomans are previewed in different versions according to the hair direction or fabric drawing.



B214CS