

Captain Flint





Captain Flint



Captain Flint Wall

Famiglia / Family

Captain Flint Outdoor Floor



CoB Led
11W
613 lm - 2700K/CRI 80
658 lm - 3000K/CRI 80
703 lm - 4000K/CRI 80
[2200K available on request.](#)

Captain Flint Outdoor Wall



CoB Led
9,5W
613 lm - 2700K/CRI 80
658 lm - 3000K/CRI 80
703 lm - 4000K/CRI 80
[2200K available on request.](#)

Captain Flint Outdoor Bollard



CoB Led
9,5W
613 lm - 2700K/CRI 80
658 lm - 3000K/CRI 80
703 lm - 4000K/CRI 80
[2200K available on request.](#)

Colori / Colours



18 Deep Brown



30 Black



37 Burgundy Red



55 Brushed Stainless Steel



59 Brass Finish

Captain Flint Outdoor Floor - Stone bases



18 Deep Brown/Travertino Imperiale



30 Black/Black Lava



37 Burgundy Red/Black Lava



55 Brushed Stainless Steel/
Occhio di Pernice



59 Brass Finish/Grey Lava

Descrizione / Description

Collezione di apparecchi di illuminazione completa di versione a parete, bollard e versione da terra per uso esterno.

Versione da parete con testa fissa. Rosone, telaio e cono in acciaio inox 316L spazzolato, verniciato o finitura ottone spazzolato; le parti strutturali vengono trattate con procedimento di conversione chimica al fine di ottenere una efficiente resistenza agli agenti atmosferici. Diffusore in policarbonato opalino anti-UV fotoinciso stampato ad iniezione. Sorgente luminosa a LED inclusa.

Versione da terra con testa orientabile sull'asta orizzontale di 315°, completa di una robusta base in pietra in diverse finiture. Disponibile in cinque combinazioni standard: acciaio verniciato nero/lava nera, acciaio verniciato deep brown/travertino imperiale, rosso borgogna/lava nera, ottone satinato/lava grigia, acciaio inox satinato/occhio di pernice. Cavo adatto per outdoor di 5 metri di lunghezza con spina Schuko IP44.

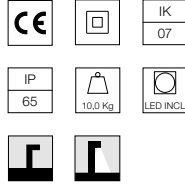
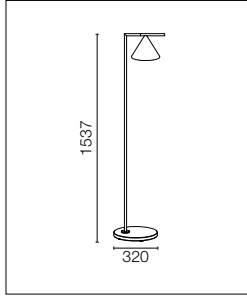
Interruttore dimmer a pedale retroilluminato IP65 lungo il cavo che garantisce le funzioni ON/OFF e regolazione del flusso luminoso 30-100%.

Luminaire family with wall version, bollard version and outdoor floor version.

Wall version with fixed head. Rose, frame and cone in 316L polished or painted stainless steel or polished brass finishes. Structural parts have been treated with a chemical conversion process for effective resistance against atmospheric conditions. Diffuser in photo-recorded and injection molded UV-resistant opalescent polycarbonate. LED light source included.

Floor version with 315° adjustable head in horizontal rod, with a robust stone base that comes in various finishes. Available in five standard combinations: black/black lava painted steel, deep brown/travertino imperiale, burgundy red/black lava, satinized brass/grey lava, satinized stainless steel/occhio di pernice. 5-m cable with IP44 Schuko plug suitable for outdoor use. Backlit floor dimmer switch along the IP65 cable enables ON/OFF function and 30–100% brightness regulation.

Captain Flint Outdoor Floor



Sorgente luminosa a LED inclusa.
Cavo adatto per outdoor 5 metri di lunghezza con spina Schuko IP44.
Interruttore dimmer a pedale retroilluminato IP65 lungo il cavo che garantisce le funzioni ON/OFF e regolazione del flusso luminoso 30-100%.
Funzione Casambi a richiesta.

LED bulb included.
5-m cable with Schuko IP44 plug suitable for outdoor use.
Backlit floor dimmer switch on the IP65 cable enables ON/OFF function and brightness regulation 30-100%.
Casambi function on demand.

2200K disponibile su richiesta.

2200K available on request.

CoB Led: 11W - 1055 lm \neq FIXT 613 lm - 2700K/CRI>80 - 220-240V / 11W - 1133 lm \neq FIXT 658 lm - 3000K/CRI>80 - 220-240V / 11W - 1211 lm \neq FIXT 703 lm - 4000K/CRI>80 - 220-240V

2700K

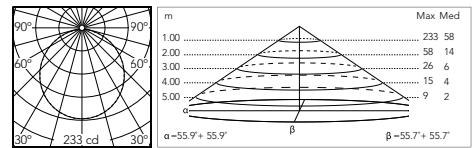
- F011A21F018.A
- F011A22F030.A
- F011A22F037.A
- F011A24F055.A
- F011A23F059.A

3000K

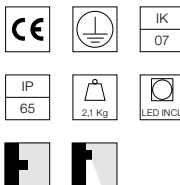
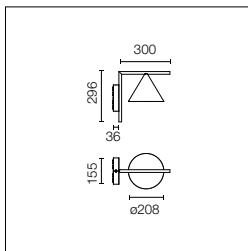
- F011A31F018.A
- F011A32F030.A
- F011A32F037.A
- F011A34F055.A
- F011A33F059.A

4000K

- F011A41F018.A
- F011A42F030.A
- F011A42F037.A
- F011A44F055.A
- F011A43F059.A



@3000K



Apparecchio di illuminazione da parete a luce diffusa con testa fissa. Sorgente luminosa a LED inclusa.
 Alimentazione elettrica 220-240V ON/OFF o dimmerabile 1-10V / DALI integrata.
 La connessione viene eseguita in modo rapido all'interno del rosone con giunto elettrico plug&play e connettore IP68 in dotazione. Staffa di fissaggio inclusa.
 Versione 110V a richiesta.

Luminaire for wall-mounting with diffuse light emission and fixed head. LED light source included. Integrated 220-240V ON/OFF or 1-10V/DALI dimmable electrical power.
 Connection is quickly ensured in the rose with the plug & play electrical connection and the IP68 connector included. Clamp bracket included.
 110V version upon request.

2200K disponibile su richiesta.

2200K available on request.

CoB Led: 9,5W -1055 lm ≠ FIXT 613 lm - 2700K/CRI>80 - 220-240V / 9,5W - 1133 lm ≠ FIXT 658 lm - 3000K/CRI>80 - 220-240V / 9,5W -1211 lm ≠ FIXT 703 lm - 4000K/CRI>80 - 220-240V

2700K

Non Dimmable

- F011W20A018
- F011W20A030
- F011W20A037
- F011W20A055
- F011W20A059
- 1-10V
- F011W20B018
- F011W20B030
- F011W20B037
- F011W20B055
- F011W20B059
- Dali
- F011W20D018
- F011W20D030
- F011W20D037
- F011W20D055
- F011W20D059

3000K

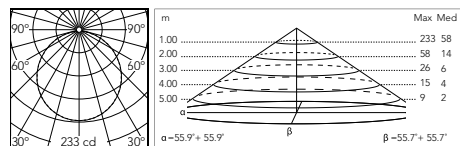
Non Dimmable

- F011W30A018
- F011W30A030
- F011W30A037
- F011W30A055
- F011W30A059
- 1-10V
- F011W30B018
- F011W30B030
- F011W30B037
- F011W30B055
- F011W30B059
- Dali
- F011W30D018
- F011W30D030
- F011W30D037
- F011W30D055
- F011W30D059

4000K

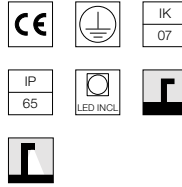
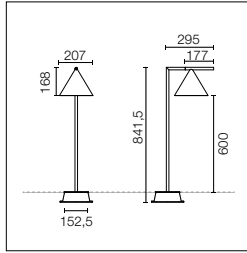
Non Dimmable

- F011W40A018
- F011W40A030
- F011W40A037
- F011W40A055
- F011W40A059
- 1-10V
- F011W40B018
- F011W40B030
- F011W40B037
- F011W40B055
- F011W40B059
- Dali
- F011W40D018
- F011W40D030
- F011W40D037
- F011W40D055
- F011W40D059



@3000K

Captain Flint Outdoor B1



Alimentazione elettrica ON/OFF o dimmerabile 220-240V integrata. L'apparecchio è fornito con un connettore stagno per il collegamento alla rete elettrica. Cassaforma per l'installazione nel terreno o su pavimentazione da gettare con plinto di cemento da ordinare separatamente.

Integrated ON/OFF or dimmable 220-240V power supply. For mains connection, the light source is equipped with watertight cable. Box for ground or cobblestone installations requiring concrete plinth is available upon request.

2200K disponibile su richiesta.

2200K available on request.

CoB Led: 9,5W -1055 lm \neq FIXT 613 lm - 2700K/CRI>80 - 220-240V / 9,5W - 1133 lm \neq FIXT 658 lm - 3000K/CRI>80 - 220-240V / 9,5W -1211 lm \neq FIXT 703 lm - 4000K/CRI>80 - 220-240V

2700K

Non Dimmable

- F011D20A018
- F011D20A030
- F011D20A037
- F011D20A055
- F011D20A059
- 1-10V
- F011D20B018
- F011D20B030
- F011D20B037
- F011D20B055
- F011D20B059
- Dali
- F011D20D018
- F011D20D030
- F011D20D037
- F011D20D055
- F011D20D059

3000K

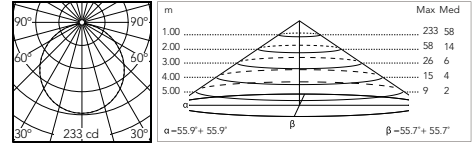
Non Dimmable

- F011D30A018
- F011D30A030
- F011D30A037
- F011D30A055
- F011D30A059
- 1-10V
- F011D30B018
- F011D30B030
- F011D30B037
- F011D30B055
- F011D30B059
- Dali
- F011D30D018
- F011D30D030
- F011D30D037
- F011D30D055
- F011D30D059

4000K

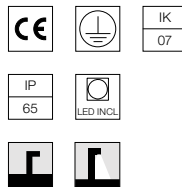
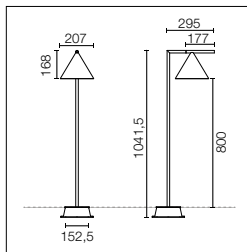
Non Dimmable

- F011D40A018
- F011D40A030
- F011D40A037
- F011D40A055
- F011D40A059
- 1-10V
- F011D40B018
- F011D40B030
- F011D40B037
- F011D40B055
- F011D40B059
- Dali
- F011D40D018
- F011D40D030
- F011D40D037
- F011D40D055
- F011D40D059



@3000K

Captain Flint Outdoor B2



Alimentazione elettrica ON/OFF o dimmerabile 220-240V integrata. L'apparecchio è fornito con un connettore stagno per il collegamento alla rete elettrica. Cassaforma per l'installazione nel terreno o su pavimentazione da gettare con plinto di cemento da ordinare separatamente.

Integrated ON/OFF or dimmable 220-240V power supply. For mains connection, the light source is equipped with watertight cable. Box for ground or cobblestone installations requiring concrete plinth is available upon request.

2200K disponibile su richiesta.

2200K available on request.

CoB Led: 9,5W -1055 lm \neq FIXT 613 lm - 2700K/CRI>80 - 220-240V / 9,5W - 1133 lm \neq FIXT 658 lm - 3000K/CRI>80 - 220-240V / 9,5W -1211 lm \neq FIXT 703 lm - 4000K/CRI>80 - 220-240V

2700K

Non Dimmable

- F011E20A018
- F011E20A030
- F011E20A037
- F011E20A055
- F011E20A059
- 1-10V
- F011E20B018
- F011E20B030
- F011E20B037
- F011E20B055
- F011E20B059
- Dali
- F011E20D018
- F011E20D030
- F011E20D037
- F011E20D055
- F011E20D059

3000K

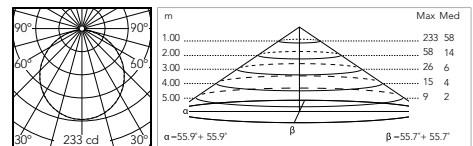
Non Dimmable

- F011E30A018
- F011E30A030
- F011E30A037
- F011E30A055
- F011E30A059
- 1-10V
- F011E30B018
- F011E30B030
- F011E30B037
- F011E30B055
- F011E30B059
- Dali
- F011E30D018
- F011E30D030
- F011E30D037
- F011E30D055
- F011E30D059

4000K

Non Dimmable

- F011E40A018
- F011E40A030
- F011E40A037
- F011E40A055
- F011E40A059
- 1-10V
- F011E40B018
- F011E40B030
- F011E40B037
- F011E40B055
- F011E40B059
- Dali
- F011E40D018
- F011E40D030
- F011E40D037
- F011E40D055
- F011E40D059



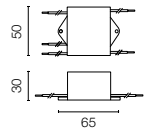
@3000K

Captain Flint Bollard

Dispositivo di protezione per il sovraccarico. 275 Vac. Corrente massima di scarica 10KA (8/29us). Massima corrente operativa 5A. Adatto per la connessione in serie. IP66.

Surge protection device. 275Vac. Maximum discharge current 10KA (8/20us). Maximum operating current 5A. Suitable for series connection. IP66.

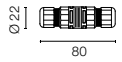
F990E00A000



Sistema di giunzione IP68 H2O Stop anti-condensa a 2 vie 4 poli.

2 way terminal block 4 poles IP68 H2O Stop.

F990C00A000



Cassaforma per l'installazione a terra.

Box for ground installation.

F018Z000000

