


FLOS

 F6393035 Brick Red

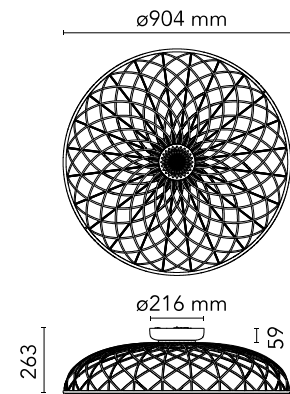
Skynest C

Designed by Marcel Wanders, 2022



57W - 1515lm - 2700-2900K - CRI> 90

Diffuse lighting hanging appliance. The dome is a combination of luminous and dark elements arranged into a network and formed of core structures covered with a thin interwoven colourful tubular mesh made from recycled and recyclable fabric produced from polyester. Every single luminous element is powered by special micro-connectors located at the top of the dome and is covered with a two-tone mesh, while the side facing the inside of the dome is always white in order to allow for optimal light emission from the LED module. The appliance is fitted with a built-in balancing system at the top of the dome which helps adjust its balance, making it perfectly stable. The bottom of the dome is completed by an aluminium ring that keeps the dome's entire network structure in place through a simple snap-fit system. The product is assembled with absolutely no glue so it can be fully separated to be recycled in the future and in case of any repairs or replacements. Available lamp finishes: Blue Tourmaline, Almond, Anthracite or Brick Red. Fitted with built-in electronics that allow for the use of different dimmer systems: 0-10V / 1-10V / DALI / PUSH."



Main specifications

EAN	8059607058015
Mounting	Ceiling
Environments	Indoor dry location
Light Source Type	LED
LED type	LED Module
Power (W)	57
System power (W)	57
System flux (lm)	1515


Physical

Colour	Brick Red
Canopy colour	Brick Red
Canopy dimension (mm)	58
Net weight (kg)	4
Package volume (m3)	0.32
IP internal	20

Download

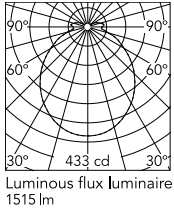
Mounting instructions  PDF

Photometric Files

LDT / IES  ZIP



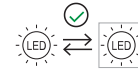
Schematic light drawing



h(m)	E(lx)	D(m)
1	433	2.69
2	108	5.38
3	48	8.06
4	27	10.75
5	17	13.44

Ecodesign and Energy Labelling

This product contains a light source of energy efficiency class F



Replaceable (LED only) light source by an end-user



Replaceable control gear by a professional

Photometric

Lighting type	Total
Light distribution	Symmetric
CCT (K)	2700-2900
CRI>	90

Electrical

Insulation class	I
Frequency (Hz)	50/60
Main voltage (Vac)	100-240
LED voltage Vf (Vdc)	null
Driver	Integrated
Dimmable	Yes
Dimming type	Dimmer on board
Dimming interface	Dimmer Integrated