

CLOCHE

PRODUCT FACT SHEET



CLOCHE

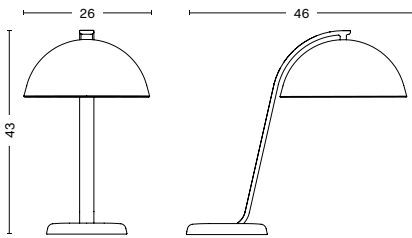
DESIGN BY LARS BELLER FJETLAND, 2014

Designed by Lars Beller Fjetland, Cloche Table Lamp features a domed shade, angled powder-coated aluminium arm and an off-centre cast iron base; playing with visual imbalance to create a distinct shape. The lamp is available in different colours and finishes, creating a decorative and functional directional lighting solution for a variety of office and home settings.

HIGHLIGHTS

- Part of a progressive and technologically advanced lighting collection.
- A desktop lamp that is both visually poetic and sturdy in design.
- CE approved.
- Includes replaceable LED light source ensuring a life span of at least 25,000 hours of use.
- Inline switch.
- Suitable for both private and office environments.
- Qualified for contract use.
- For indoor use only.

DIMENSIONS



WIDTH 26 CM | 10.24"
DEPTH 46 CM | 18.15"
HEIGHT 43 CM | 16.85"

MATERIALS

LAMP ARM

Aluminium profile, die cast aluminium.

LAMP SHADE

Powder coated steel, PVD finish on steel. Mocca and mint green in anodised aluminium.

LAMP BASE

Sand cast iron.

CORD











Braided textile cable with PVC insulation.

OPTIONS

Incl. UK Plug converter.

COLOUR & FINISH

Please note that the colour codes are indicative.

	SHADE	SOFT BLACK	BRASS	MINT GREEN	MOCCA
ARM		 RAL 9004	 POLISHED	 ANODISED	 ANODISED
SOFT BLACK RAL 9004					
ASH GREY RAL 7035					

TECHNICAL SPECIFICATIONS

LIGHT SOURCE	POWER (WATTS)	DIMMABLE	POWER SUPPLY	CORD LENGTH	SWITCH
LED E14 (A15)	5,5 W	No	220-240V AC at 50/60Hz	200 cm	Inline switch

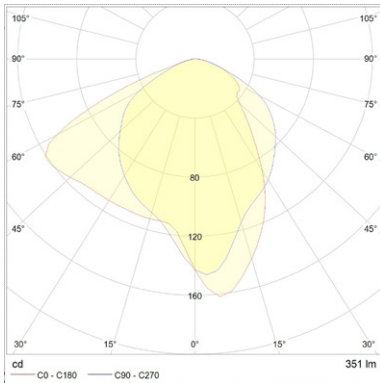
*Bulb included.

TEST SPECIFICATIONS*

FLUX (LUMENS)	CCT & CRI
470lm	The levels will vary depending on the type of bulb used in the lamp.

*Photometrics and the specification shown is taken using the integrated LED bulb fitted in the production luminaire.

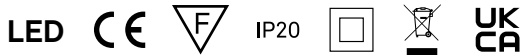
PHOTOMETRICS



CERTIFICATES

CE APPROVED

This product has been assessed and complies with the essential requirements of the relevant European directives.



Tested according to the following european EN IEC standards which relate specifically to electrical lighting products including

- EN 55015:2013 (radio disturbance)
- EN 61547:2009 (EMC immunity)
- EN 61000-3-2:2014 (EMC compatibility)
- EN 61000-3-3:2013 (EMC compatibility)
- EN 60598-2-4:1997 (portable luminaires)
- EN 60598-1:2015 (general requirements)
- EN 62493:2010 (human exposure to EMC)

COUNTRY OF ORIGIN

China

DOWNLOADS

Packshots and lifestyle photos, 2D / 3D files, care and maintenance, instructions, test certificates, product fact sheets, and product presentations are available in our Image Bank at hay.com.

[LINK TO IMAGE BANK](#)