


PH 3½-2½ Floor

The fixture is designed based on the principle of a reflective three-shade system, which directs the majority of the light downwards. The shades are made of mouth-blown opal three-layer glass, which is glossy on top and sandblasted matt on the underside, giving a soft and diffuse light distribution.



Product info

Mounting

Cable type: Plastic cord with plug. Cable length: 2.5m. Light control: On/off switch on cord.

Finish

Brass metallised, black metallised or high lustre chrome plated. White opal glass.

Materials

Shades: Mouth-blown white opal glass. Top plate and base: Brass metallised, black metallised or high lustre chrome plated, spun brass. Stem: Brass metallised, black metallised or high lustre chrome plated, steel.

Sizes and weights

Width x Height x Length (mm) | 330 x 1300 x 330 Max 7.3 kg

Class

Ingress protection IP20. Electric shock protection II w/o ground.

Specification notes

The innovation of light sources is ongoing. Consequently we only inform about the max. wattages. On www.louispoulsen.com we update a list of recommendable light sources.

Light source

1x70W E27



Product family



PH 3½-2½ Glass Table



PH 3½-3 Glass Pendant



PH 3½-3 Pendant



PH 3½-2½ Table

Product variants

Colour	Cable type	Light source	Class
● Black metallised	BLK PL	1x70W E27	I
● Brass metallised	WHT PL		II
● High lustre chrome plated			

Product description

Portable fixture.

Terse and iconic design.

The size of the three shades is adjusted for optimum performance and comfort.

Interior surfaces of glass shades sandblasted to diffuse light.

Member of a family products of various sizes and type.

Mounting

Portable fixture plugs into standard wall outlet.

Light description

The fixture emits glare free, comfortable light.

Design

Poul Henningsen

Material

Shades: mouth blown white glass, 1.5mm (0.06") thick.

Struts: chrome plated steel.

Base: steel with chrome-plated brass cover.

Stem: extruded steel, chrome plated, 1.5mm (0.06") thick.

Switch: on/off, phenolic, on cord.

Socket: Porcelain, medium base for A-19, frosted envelope lamps.

Weight

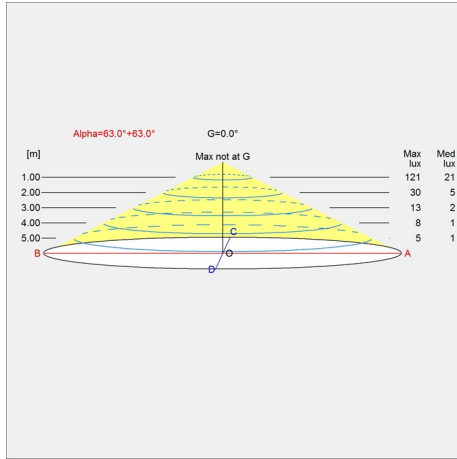
Min: 6.831 kg Max: 7.306 kg

Finish

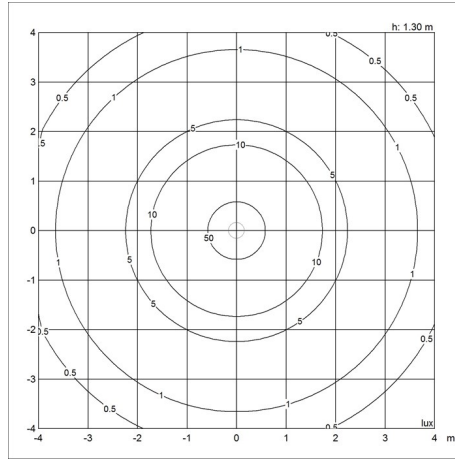
Black metallised, Brass metallised, High lustre chrome plated

Light distribution diagrams

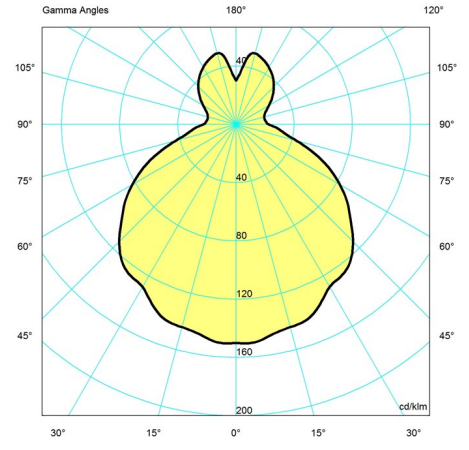
Cartesian



Isolux



Polar



Spare parts & accessories

Product	Variant number
FINGER SCREW SS M3X12 (3PCS) LOWER	5744610528
FINGER SCREW BRASS RAW M3X12 (3PCS) LOWER	5744611284
FOOT SWITCH, ON/OFF, BLACK	5717000000
FOOT SWITCH, ON/OFF, WHITE	5717000013
PH 3½-2½ GLASS, MIDDLE SHADE	5744162241
PH 3½-2½ GLASS, LOWER SHADE	5744162254
PH 3½ GLASS FLOOR/TABLE, TOP SHADE	5744162267
PH 3½-2½ COPPER SCREWS MIDDLE SHADE 3PCS	5744164346
PH 3½-2½ COPPER SCREWS LOWER SHADE 3 PCS	5744164359