

# PH 4/3 Table

The fixture is designed based on the principle of a reflective three-shade system, which directs the light downwards. The shades are made of metal and painted white to ensure diffuse, comfortable light distribution.



**A private  
Residence TG**



**Ballywalter**

## Product info

### Mounting

Cable type: Plastic cord with plug. Cable length: 2.9m. Light control: In-line switch on cord.

### Finish

White, powder coated. High lustre chrome plated.

### Materials

Shades: Spun aluminium. Base: High lustre chrome plated, spun brass. Stem: High lustre chrome plated, steel. Triangular piece: Black sandblasted, injection moulded bakelite.

### Sizes and weights

Width x Height x Length (mm) | 450 x 540 x 450 Max 3.0 kg

### Class

Ingress protection IP20. Electric shock protection II w/o ground.

### Specification notes

The innovation of light sources is ongoing. Consequently we only inform about the max. wattages. On [www.louispoulsen.com](http://www.louispoulsen.com) we update a list of recommendable light sources.

### Light source

1x100W E27



## Product family



PH 4/3 Pendant

## Product variants

### Light source

1x100W E27

# Product description

Portable fixture.

Terse and iconic design.

The size of the three shades is adjusted for optimum performance and comfort.

Interior surfaces of shades matte finished to diffuse light.

Member of a family products of various sizes and type.

---

## Mounting

Portable fixture plugs into standard wall outlet.

---

## Light description

The fixture emits glare free, mostly downward light.

---

## Design

Poul Henningsen

---

## Material

Shades: spun aluminum, 1.5mm (0.06") thick, white wet painted.

Struts: stamped steel.

Socket cover and base accent: black injection molded Bakelite.

Base: steel with chrome-plated brass cover.

Stem: extruded steel, chrome plated, 1.5mm (0.06") thick.

Switch: on/off, phenolic, on cord.

Socket: Porcelain, medium base for A-19, frosted envelope lamps.

---

## Weight

3.007

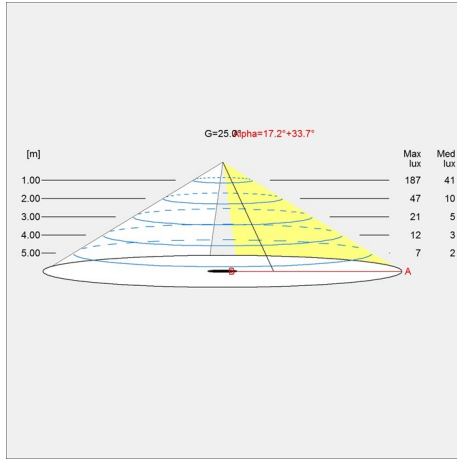
---

## Finish

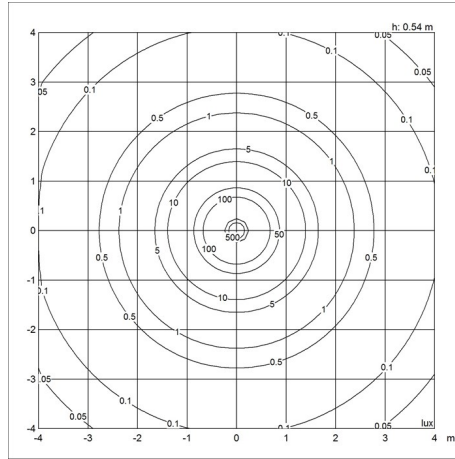
White

# Light distribution diagrams

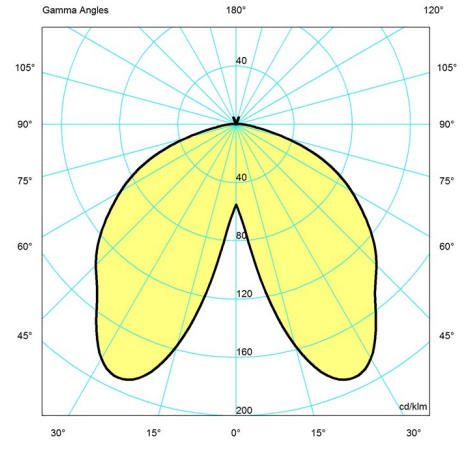
Cartesian



Isolux



Polar



## Spare parts & accessories

**Product**

- PH 4-3 TABLE, FINGER SCREW W/WASHER
- PH 4-3 TABLE, NIPPEL
- PH 4-3 TABLE, LAMPHOLDER ASS.
- PH 4-3 TABLE, LAMPHOLDER BRACKET

**Variant number**

- 5744610230
- 5744610515
- 5744610696
- 5744610706