



# Wardrobe

16 mm MDF / Design: Peter J. Lassen



## Wardrobe and Storage Solutions




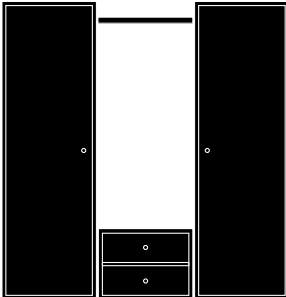

Montana Wardrobe is a modular wardrobe system that can be adapted to different needs and spaces. The wardrobe can either be wall-mounted, placed on a plinth, or freely positioned in the room as a room divider, as the cabinets are also designed with a finished back. The modules can be fitted with shelves, drawers, and other functional components, making the solution adaptable to individual storage needs. The wardrobe is designed to be a flexible and long-lasting solution that can be reconfigured or moved as needed.

### Technical Information

Wardrobe modules are delivered assembled, ready to be placed on a plinth, legs, a base plate with castors, or, when fitted with wall mounting brackets, ready to be mounted on the wall. For wardrobe modules mounted on the wall, it is recommended to install the included support rail, which is mounted under the bottom of the modules. When the wardrobe modules are placed, they must be screwed into the base plate and always connected in pairs. The modules are supplied with G7 handles and can be delivered lacquered at an additional cost.

**Note!** \*32+ is 2 cm larger (186.4 cm) than 184.4 cm (\*32), meaning the module can be combined with 2 adjacent wardrobe modules stacked on top of each other, e.g., 70.4 cm (\*12) and 116 cm (\*20), or 150.2 cm (\*26) and 36.2 cm (\*6).

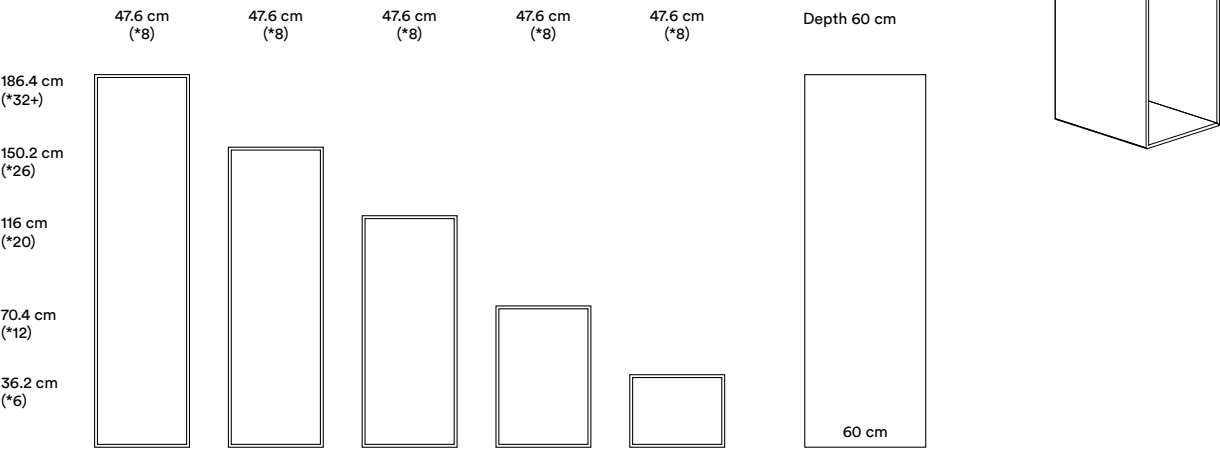
# Wardrobe overview

|  |  |   |
|--|--|---|
|   |   |  |
| Base Modules65   | Wardrobe Star System and Measurements66  | Modules67   |
|  |  |   |
| Wardrobe Components68  | Surfaces71   |   |

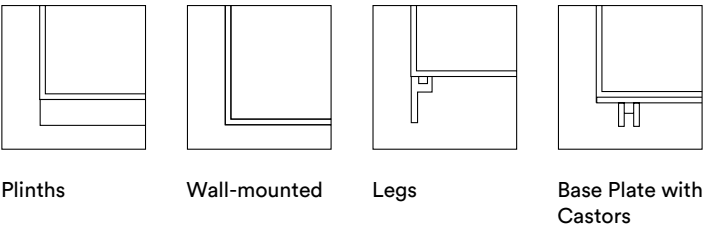
# Wardrobe base modules

## Base Modules

Wardrobe consists of 5 base modules with a depth of 60 cm. If you wish to design your own personalised wardrobe, the base modules can be enhanced with many practical components. An overview of all internal and external measurements can be found on the next page.



## Position



# Wardrobe star system and measurements

## ★ Star System and Measurements

With the star system, you can easily find modules and components that match in size.

### Wardrobe units

| *Measurements | Internal | External |
|---------------|----------|----------|
| *1            | 4.5 cm   | 7.7 cm   |
| *2            | 10.2 cm  | 13.4 cm  |
| *3            | 15.9 cm  | 19.1 cm  |
| *4            | 21.6 cm  | 24.8 cm  |
| *5            | 27.3 cm  | 30.5 cm  |
| *6            | 33.0 cm  | 36.2 cm  |
| *7            | 38.7 cm  | 41.9 cm  |
| *8            | 44.4 cm  | 47.6 cm  |
| *9            | 50.1 cm  | 53.3 cm  |
| *10           | 55.8 cm  | 59.0 cm  |
| *11           | 61.5 cm  | 64.7 cm  |
| *12           | 67.2 cm  | 70.4 cm  |
| *13           | 72.9 cm  | 76.1 cm  |
| *14           | 78.6 cm  | 81.8 cm  |
| *15           | 84.3 cm  | 87.5 cm  |
| *16           | 90.0 cm  | 93.2 cm  |
| *17           | 95.7 cm  | 98.9 cm  |
| *18           | 101.4 cm | 104.6 cm |
| *19           | 107.1 cm | 110.3 cm |
| *20           | 112.8 cm | 116.0 cm |
| *24           | 135.6 cm | 138.8 cm |
| *26           | 147.0 cm | 150.2 cm |
| *32+          | 183.2 cm | 186.4 cm |


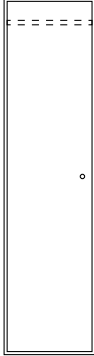
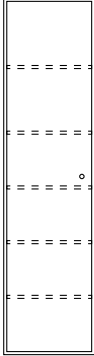
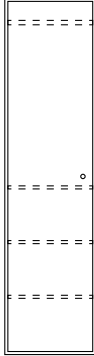
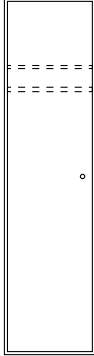
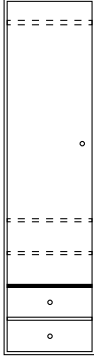


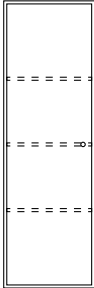

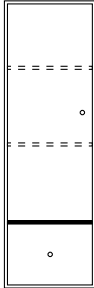
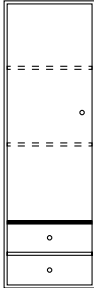


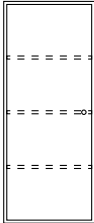
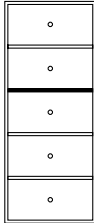

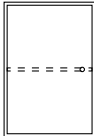
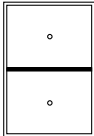
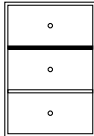





### Internal Measurements

| Depth | Internal Measurements in open shelves | Internal Measurements behind door |
|-------|---------------------------------------|-----------------------------------|
| 60 cm | 58.2 cm                               | 55.27 cm                          |


### Internal Measurements of drawers (useful dimensions)

| Dybde     | W x H                       | Dybde 60 |
|-----------|-----------------------------|----------|
| Drawer 82 | W: 41.1 x H: 6.6 (5) cm     | 53.8 cm  |
| Drawer 83 | W: 41.1 x H: 12.3 (10.8) cm | 53.8 cm  |
| Drawer 84 | W: 41.1 x H: 18 (10.8) cm   | 53.8 cm  |
| Drawer 86 | W: 29.7 x H: 29.2 (27.7) cm | 53.8 cm  |


# Wardrobe modules

|                    | 47.6 cm<br>(*8)   | 47.6 cm<br>(*8)   | 47.6 cm<br>(*8)   | 47.6 cm<br>(*8)  | 47.6 cm<br>(*8)   | 47.6 cm<br>(*8)  |
|--------------------|---|---|---|--|---|--|
| 186.4 cm<br>(*32+) | <br>DO11   | <br>DO12   | <br>DO13   | <br>DO14   | <br>DO15   | <br>DO18  |
| 150.2 cm<br>(*26)  | <br>GO11  | <br>GO12  | <br>GO13  | <br>GO14  | <br>GO21  | <br>GO22 |
| 116 cm<br>(*20)    | <br>JO11 | <br>JO12 | <br>JO13 | <br>JO17 |   |  |
| 70.4 cm<br>(*12)   | <br>PO11 | <br>PO13 | <br>PO16 | <br>PO17 | <br>PO18 |  |
| 36.2 cm<br>(*6)    | <br>SO11 | <br>SO12 | <br>SO14 | <br>SO15 |   |  |


## Signatures ►



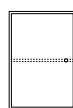
Basic units



Doors



Fixed Shelves



Shelves Behind Doors



Clothes Rail Behind Door



Drawers

# Wardrobe

EU ECOLABEL CERTIFIED

## Components

A wide range of components makes it possible to assemble your personalised Montana Wardrobe. Start with the base modules and build a wardrobe from the ground up, or add further functionality to a pre-designed module with components such as shelves, doors, or clothes rails.



# Wardrobe components



## Doors

W: 47.6 cm (\*8) in 16 mm lacquered MDF board. Additional cost for coloured handles. The handle is placed on the opposite side of the hinge.

**832L and 826L** are extra tall doors, designed specifically for DO modules 186.4 cm (\*32+).

**HANDLE:** Fronts without pre-drilled holes for handles. This is used if you prefer a different handle placement. Additional cost for the door. Special handle placement is not offered.



## Shelf

Shelves are made from 12 mm lacquered MDF board. When ordering, please specify whether the shelf is to be used in an open shelving unit or behind a door.



## Legs

**MB126:** H: 12.6 cm. Height can be adjusted up to 20 mm. Matt chrome-plated zinc, brass, or lacquered in one of Montana's lacquer colours. The legs are equipped with discreet leveling feet. Price for a set of 4 legs.

It is recommended to stack Wardrobe modules with a maximum height of 186.4 cm (\*32+) on legs.

Base Plate with Castors - 22 mm. L: 95.2 cm (\*8 + \*8) D: 60 cm. Montana Wardrobe modules are screwed into the base plate and must always be connected in pairs. The price includes 6 SR castors, H: 10.5 cm in grey rubber.



## Plinths

A plinth is equipped with 4 leveling screws, allowing it to be levelled before the modules are placed on top. The ends of the plinths are pre-drilled inside, so the hole can be easily drilled through the plinth when they need to be connected in a row and stabilised sideways.

**803:** H: 3 cm.

**807:** H: 7 cm.

**SOK8:** Plinth in custom height 7 - 46.8 cm. When ordering, please specify the desired height. The effective plinth depth is 56 cm.

See internal measurement of drawers (Usable Space) on page 66 >



## Equalising Plate

Equalising plate made from 20 mm MDF. The plate is placed in the plinth when combining modules, for example, 36.2 cm (\*6) + 116 cm (\*20) next to 150.2 cm (\*26), or 2 x 36.2 cm (\*6) next to 70.4 cm (\*12).



## Wall Mounting Bracket/Support

**OP12** - thickness 12 mm. The OP12 wall mounting bracket is horizontally adjustable via a rotating bracket in the mounting rail. Additionally, the wall mounting bracket is supplied with spacers and screws, allowing for adjustment towards the wall. The spacers on Montana Wardrobe modules are adjusted through two holes in the back panel at the bottom of the module.

## Support Bracket

**OP8W:** Support kit: Aluminium angle included with wall-mounted Wardrobe modules. The kit includes a 42 cm support angle, plugs, and screws. It is recommended as an individual purchase when retrofitting wall mounting brackets to Wardrobe modules.

Read more about our support brackets on page 22 >.

# Wardrobe components



## Clothes Rails, inside Modules

**BS8:** Ø25 mm in brushed stainless steel, including 2 mounting brackets. BS8 is mounted inside the module. Length: 44.4 cm.



## Clothes Rails, between Modules

Ø25 mm in brushed stainless steel, including 2 mounting brackets.

**BS16U:** Mounted externally between modules. Length: 95.2 cm

**BS8U:** Mounted externally between modules. Length: 47.6 cm



## Door Hinge

**HTW:** 1 piece Wardrobe door hinge. For large wardrobe doors, 3 hinges are used per door.



## Drawers

Drawers are available in the following heights: 13.4 cm (\*2), 19.1 cm (\*3), 24.8 cm (\*4), and 36.2 cm (\*6).

**Drawer fronts:** 12 mm lacquered MDF board with white-pigmented drawer lining. Base: 4 mm white MDF board. The base is white lacquered.

**Drawer runners:** Smooth-running metal extensions with soft-close and 100% extension. The 86SK drawer has full-height drawer lining.

Additional cost for coloured handles.



## Drawer Divider

**DELA:** Divider in white-pigmented wood with 10 compartments.



## Handle

Handle with a disc in clear polished acrylic. Length: 16 mm. Diameter: 12 mm. Supplied as standard with an aluminium handle. Handles are available in all lacquer colours and can be selected.



# Wardrobe surfaces

## Materials

16 mm MDF, lacquered in all of Montana's lacquer colours.

Legs and plinths are also available in all of Montana's lacquer colours.

## Lacquered MDF

Wardrobe models and legs are available in all of Montana's lacquer colours.



## Legs

Available in all of Montana's lacquer colours, matt chrome-plated zinc, and brass.

