

Weltevreë[®]



collection 2024

Weltevree[®]

'Weltevree' stands for finding contentment at your fingertips. You don't have to go far away to feel Weltevree; you can experience it close to home, too. Challenge yourself to discover your outdoor environment in a different way. Experience new adventures and make new memories, right in your own backyard.

A photograph of a backyard scene. In the foreground, a wooden deck borders a pond. On the deck, there is a bright orange hot tub and two wooden lounge chairs with orange and blue fabric. The background is filled with lush green trees and foliage. A string of colorful lanterns hangs across the scene. The text 'activating people & places' is overlaid in white serif font on the left side of the image.

‘activating people & places’

— *Welteevree*[®]

At Welteevree we believe in reconnecting to our physical and social surroundings and finding contentment close at hand. Our mission is to contribute to a more conscious, social and content life by providing products that activate and enrich the use of your environment.

Our products ask for an active approach and come to life through usage and engagement. Although we have a love for beautiful things that are well made, we strongly believe life is about what you experience, not what you own. Each Welteevree product is made to support these experiences all year round.



Index

Chapter 1 Time to light up

Sticklight	10
Guidelight	18
Stringlight	24

Chapter 2 Time to explore

Swing	30
Serious Swing	34
Waterworks	38
Sundial Table	44
Local Habitat	48
Poplars	52

Chapter 3 Time to meet up

Bended Table	58
Bended Bench with backrest	60
Bended Table Wood	62
Bended Bench	62
Bended Stool	64
Bended Lounger	66
Bended Table & Stool High	70
Forestry Table	74
Forestry Bench	78
Framehouse	80

Chapter 4 Time to relax

Folding Picnic Table	88
Flip-Up chair	92
Tablebench	96
Sofabed	100
Woodlounger	106
Patioset	112
Wheelbench	118
Flying Dishman	122
Fieldchair	126
Beachrocker & Beachchair	132
Sheepscoat & Sheepskin	136

Chapter 5 Time to bath

Serpentine	142
Dutchtub Original	146
Dutchtub Wood	150
Dutchtub Accessories	154

Chapter 6 Time to cook


Outdooroven	158
Outdooroven XL	164
Woodstock	170
Splitting Ax	174
Outdooroven Accessories	176



Join the community

#worldofweltevree

Our products come to life when they are used. Nothing showcases this quite like our community's experiences with our products. Take a look and get inspired.





chapter 1

Time to LIGHTUP

Light has the extraordinary potential to change the way we use our outdoor spaces. The right lighting extends our time for outdoor adventures. Let nothing stop you from going outside.

Sticklight


by Thor ter Kulve

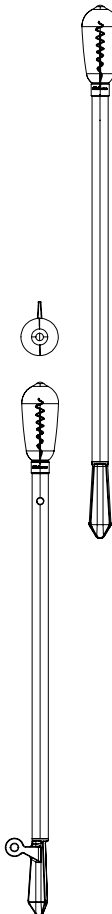
With the Sticklight, a contemporary interpretation of the classic torch, designer Thor ter Kulve aims to make the world more playful and adventurous. The Sticklight is more than a portable light source: by sticking the Sticklight into the ground with the pin at the bottom, you claim a place as your own. Just like the flag on the moon: here I am, this is my spot for now. Whether in your own garden, on the beach or in the park, by poking the Sticklight into the ground, you create a place that's all yours for a while.

A floor stand and wall mount are available separately. With its functional and minimalist design, the Sticklight effortlessly connects outdoors with indoors and fits into any environment. The three different light modes, ranging from functional light to mood light, allow you to determine the atmosphere. Depending on the light intensity, the Sticklight lasts 7-100 hours on a fully charged battery. The Sticklight is made of lightweight aluminum and powder coated, making it suitable for both indoor and outdoor use. The Sticklight is available in Bottle Green and Oxide Red.



“Claiming your place is a kind of primal instinct. Like the flag on the moon: I am here, this is my place for now.”





Measurements
 L 60 mm
 W 90 mm
 H 870 mm

Material
 ABS, PMMA
 Aluminium
 Powdercoating

Available colors

-
-



USB-C CONNECTOR

The Sticklight is charged via a USB-C connector. Opening the silicone cap on the backside of the Sticklight accesses the USB-C port.

PORTABLE DESIGN

Lightweight aluminum makes the Sticklight easy to carry along: wherever you go, the Sticklight goes. In the garden, on the patio or on the terrace. But also along for the ride: on an adventure in the woods, a walk on the beach or in the park. Wherever you go, the Sticklight effortlessly creates the atmosphere that suits the moment.

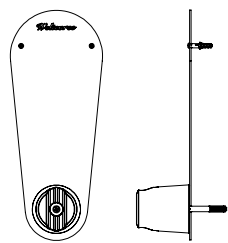


CREATE YOUR ATMOSPHERE

With the three light intensities you determine the atmosphere yourself. Suitable light for every situation: from functional light to mood light.

CLAIM YOUR SPOT

With the pin at the bottom, you give the Sticklight a sturdy place in the ground. Whether in your own garden, in the park, forest, or on the beach: wherever you are, you claim the spot as yours for a while.



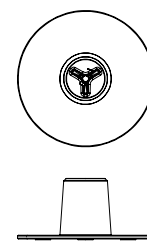
Sticklight Wall Mount

With the Wall Mount, you give the Sticklight a permanent place on the wall, both indoors and outdoors.

Measurements
 L 330 mm
 W 130 mm
 H 75 mm

Material
 Cataphoresis treated and powder coated steel
 TPU

Available colors
 ● ●



Sticklight Floor Base

The Floor Base is a sturdy holder into which the Sticklight fits seamlessly, allowing you to easily place the Sticklight both indoors and outdoors on all surfaces.

Measurements
 L 180 mm
 W 180 mm
 H 80 mm

Material
 Cataphoresis treated and powder coated steel
 ABS

Available colors
 ● ●



Guidelight

by Floris Schoonderbeek

Nowadays, lighting is often tied to one permanent place. Designer Floris Schoonderbeek felt differently: "Lighting should enable us to adjust its position, use, function and intensity to our needs."


This thought inspired Floris to design the Guidelight. Wherever you are, the Guidelight offers a light source that can be adjusted to the situation. It functions as a flashlight, a spotlight and as ambient lighting. "The Guidelight is your companion for exciting adventures and romantic moments, faraway or close to home."

Guidelight hook

To hang your Weltevrete Guidelight at any destination we have developed the Guidelight Hook. This complete pack contains three hooks and the necessities for hanging them. Each hook is suitable for a different use, such as attachment to a ceiling, wall or rope. Use them indoors or outdoors, add a Guidelight and you're all set.



“You do not want to waste light but use it where you need it. Not just the place but also the use, the function and intensity.”





**LIGHT SOURCE
FOR ANY OCCASION**

Adjust the focus and function of the Guidelight with the rotatable head. Use as a flashlight or work light by focusing the spotlight or turn the head completely downwards for ambient lighting via the body.



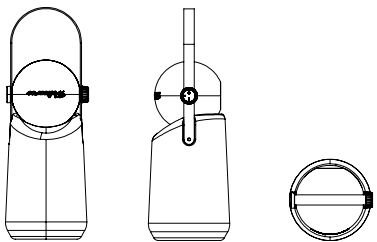
SET THE MOOD

Use the rotary switch to dim the lighting continuously and to adjust the light intensity according to your needs.

WIRELESS ADVENTURES

Suitable for wireless use. Quickly (re)charged with a USB cable. Strong handle for hanging or holding the Guidelight as a lantern.





Measurements
L 120 mm
W 120 mm
H 340 mm

Material
ABS
Steel
LDPE

Available colors
● ● ●

Stringlight

by Floris Schoonderbeek

The mouth-blown glass lampshades of the Stringlight by designer Floris Schoonderbeek make for cheerful lighting.

Floris: "The Stringlight turns any location into a special spot. The open space around your tent will become your garden, a place underneath the trees is transformed into a living room and an industrial hall becomes a restaurant. The glass lampshades turn a standard flat cable into a charming lamp cord for indoor and outdoor use."



“The Stringlight turns any location into a special spot.”





INDOOR AND OUTDOOR USE

Weatherproof lighting (splashproof).
Make sure the shades can't hit any hard objects if the Stringlight is able to sway in the wind.

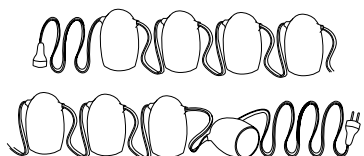


COVERS 12 METER

Consists of 8 shades on a 12 meter long 230V cable. Span across wide spaces and reinforce with a steel cable or hang in a zigzag or other pattern.

MOUTH-BLOWN GLASS

The shades are made of mouth-blown glass. Small differences in thickness and shape may appear.



Measurements
L 12000 mm

Material
Glass

Available colors
○ ●



chapter 2

Time to EXPLORE

Our products invite you to go outside and rediscover your familiar surroundings. Challenge yourself to experience your everyday outdoor environment from a new perspective. Find adventure in your own backyard.

Swing

by Thor ter Kulve

The Swing is an award-winning design by Thor ter Kulve. It is a mobile Swing that can be attached to any type pole or tree of the right width. Easily turn any area into a playground and discover your surroundings in a whole new way.

Thor: "My daily goal is to challenge public spaces and turn them into playgrounds. The Swing is the ultimate way of experiencing freedom."

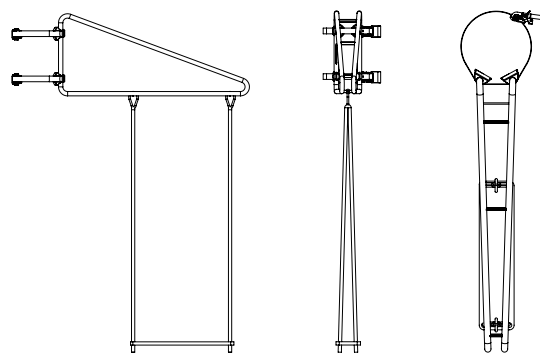


“The Swing is the ultimate way of experiencing freedom.”





THE RIGHT WIDTH
 A tree or pole with a circumference of 94 to 204 cm is all you need to start swinging.



Measurements
 L 1200 mm
 W 230 mm
 H 1325 - 2500 mm
 (adjustable rope)

Available colors
 ●

Material
 Powder coated
 galvanized steel

SAFETY WARNINGS

- * Max. weight capacity of 100kg on the swing
- * Only for domestic use
- * Designed for outdoor use
- * Not suitable for children under the age of three:
 - Small parts: choking hazard
 - Long rope: danger of strangulation



FOR KIDS AND ADULTS
 The strong steel connections make the Swing suitable for a weight capacity of up to 100 kg.

Serious Swing

by Thor ter Kulve

The Serious Swing is one of two swing designs by Thor ter Kulve. A design that takes swinging to the next level and proves that swings are not just for kids: this sturdy swing is for grown-ups. It works well in an outdoor space but can also be used indoors. The grand swing set lends itself perfectly to an office setting high enough for it to fit. With an impressive height of over 3 meters, a width of 4,75 meters and a depth of nearly 2 meters, the Serious Swing is a statement piece for your garden or indoor (office) space.

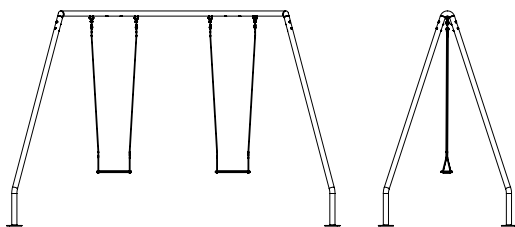
The Serious Swing comes built-in lights. These built-in lights can be found in the top steel bar, just in the middle of each swing set. The lights shine down over the wooden swing set seats and the ground beneath it, creating a grand effect.

The Swing is made from zinc plated and powder coated steel and is finished off in a powder coated warm yellow color.



“Who said swings are just for kids?”





Measurements
 L 4890 mm
 W 1900 mm
 H 3150 mm

Material
 Powder coated
 galvanized steel

Available colors
 ●

INDOOR AND OUTDOOR SWING

The Serious Swing can be used both outdoors and indoors. It lends itself perfectly to an office setting: take a short break and swing away.

DESIGNED FOR ADULTS

Find your inner child: this swing is for grown-ups!



MODERN IMPRESSIVE DESIGN

The modern sleek design and impressive height make the Serious Swing a statement piece for your garden.



BUILT-IN LIGHTS

The built-in garden lights are both functional and aesthetically pleasing.

Waterworks

by Floris Schoonderbeek

The Waterworks by Floris Schoonderbeek lets you create useful outdoor counter and storage space right outside your house. All you need is your existing outdoor water tap, since the Waterworks fits to any standard outdoor water tap. Connect a standard hose to the tap point, secure the Waterworks to the wall and it is ready for use. The Waterworks offers everything you need in one clever station: counter space, a proper water tap and organizing solutions.

The problem of the mess surrounding the outdoor water tap is common for many gardens. The Waterworks is the answer to this problem. By turning the outdoor water tap into useful counter space, it offers space to store your garden hose, water bucket and other garden essentials. The included organizing hooks can be adjusted to fit your need.



“The Waterworks is about reconnecting with water, because water connects us all.”





FITS TO EXISTING WATER TAPS

The Waterworks is an upgrade for your existing outdoor water tap. It fits to any standard tap and can be connected with a standard hose.

STRONG MATERIAL

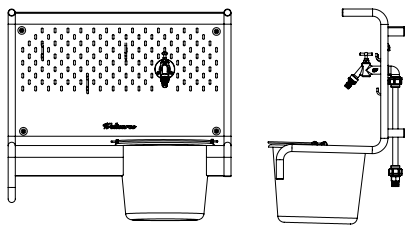
The Waterworks is made from sturdy cathaphoresis treated and powder coated steel, finished off in an olive green.

ONE CLEVER STATION

Get everything you need in one clever station: counter space, a water tap plus sink and storage solutions.

NO MORE MESS

Finally, a place to store your garden hose and water bucket away. The bucket is made from recycled plastic.



Measurements

W 700 mm
H 600 mm
D 380 mm

Material

Cataphoresis treated and powder coated steel

Available colors



Sundial Table

by Umut Yamac

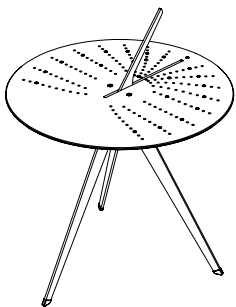
Experience time in a more meaningful way with the Welteevree Sundial Table. With the Sundial Table, designer Umut Yamac wanted to deliver a design piece that interacts with its environment. This unique combination between a coffee table and a sundial comes to life through sunlight, connecting you to your surroundings wherever you are. Personalize the table by moving the pins to indicate moments that are important to you. For example, pin your coffee break or the hour your partner returns home from work. The position of the shadows tells time not by numbers but in agreement with our natural rhythm: the rhythm of the sun. The Sundial table allows you to live, not by the time on the clock, but in the moment.

"Because the Sundial reacts to sunlight, it is universal and works almost anywhere in the world."



“Experience time in a more meaningful way.”





Measurements

L 480 mm
W 480 mm
H 440 mm

Material


Powder coated aluminum
Cataphoresis treated and
powder coated steel

Available colors



MAKE TIME PERSONAL

Personalize the table and use the included pins to pin the moments that are important to you.



MULTIFUNCTIONAL

It's a unique combination between a coffee table and a sundial and comes to life through sunlight.



A NEW APPROACH TO TIME

Because the position of the shadow tells you what time it is, you live less by the time and more in the moment. These moments are in agreement with your natural rhythm: the rhythm of the sun.

Local Habitat

by Floris Schoonderbeek

The Local Habitat is a glass research dome in which you can create your own temporary ecosystem. You can bring creatures to the Local Habitat, give them a temporary home, observe them and release them after getting to know them better. This design by Floris Schoonderbeek teaches you more about the creatures living around you, in your own backyard. Because, the more you know, the more you care. Each Local Habitat comes with a booklet containing information about the creatures living in your surroundings and how to do this responsibly, taking the needs of your catch into account.

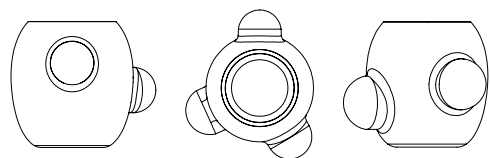
The large bubbles on the side of the glass allow for better observation of the small insects. The shape of the bubbles magnifies your view. This effect works best when the Local Habitat is filled with water.

While the Local Habitat has originally been designed to be used as an observation dome for small creatures, it can also be used as a unique vase or terrarium.



“The more you know,
the more you care.”





Measurements
 L 280 mm
 W 280 mm
 H 220 mm

Material
 Glass

Available colors
 ○

MAGNIFYING BUBBLES

The bubbles on the side of the research dome allow for a better observation. The shape of the bubbles will magnify your view.



KNOW YOUR SURROUNDINGS
 The more you know, the more you care: the Local Habitat teaches you about the creatures living around you.

MULTIPLE USES
 If you are done with observing small local creatures, you can use the Local Habitat as a vase or terrarium.

MOUTH-BLOWN GLASS
 Each Local Habitat is made from mouth-blown glass.

Poplars

by Lex Pott

The Poplars are a design by Lex Pott. These shoes are unmistakably inspired by the cultural legacy of the designer: the Dutch wooden shoe. Lex decided to redefine this iconic footwear after he visited an exhibition about resin and wood. The sturdy Weltevree Splitting Ax is your companion when it comes to splitting wood for a fire. Its strong steel blade cuts through wood with ease and helps you cut large logs into small, manageable pieces of firewood. The fine finishing and shape of the handle guarantee a comfortable grip while splitting wood.

Lex Pott: "The wooden shoe is an iconic wooden product, but its design has been untouched for years. A good reason to redefine this icon." Lex used the material poplar wood - as a starting point, but the history was central to the redesign as well: "After all these years, it's still a convenient and natural shoe for gardening. By giving it a new silhouette and a more refined look, I wanted to gear up the wooden shoe for the future. Redefining such an icon for modern life is a dream come true."



“After all these years, it’s still a convenient and natural shoe for gardening.”





TIMELESS

With their elegant silhouette and clean lines the Poplars are more than a nod to the past: these timeless shoes are fit for modern life.

NATURAL FOOTWEAR

The Poplars are 100% natural. They are made of Dutch poplar wood which is processed without adding any chemicals.



Size 36-45

ALL-SEASON

The Poplars are comfortable all year round. They are warm during winter and cool during summer.

HAND OPERATED MACHINES

The elegant silhouette with sleek lines are unique to these wooden shoes. After the shoes are processed with the machine, they are sanded and finished manually. An elegant silhouette like that of the Poplars can be accomplished by hand only.

DUTCH CRAFTSMANSHIP

Manufacturing wooden shoes is a true Dutch craft. For this reason, the Poplars are manufactured in an authentic Dutch wooden shoe factory and are made of Dutch wood. According to the tradition, poplar wood is used as a material.

FINISHED BY HAND

Every Poplar once was a log. This piece of wood is processed in hand operated machines with a gouge. At first the outer shape of the shoe is created, then it is gouged to create space for the foot.

chapter 3

Time to MEET UP

Our products invite you to go outside and rediscover your familiar surroundings. Challenge yourself to experience your everyday outdoor environment from a new perspective. Find adventure in your own backyard.



Bended Series

by Jair Straschnow

The Bended Series is a garden furniture set by designer Jair Straschnow. The smart design creates an extremely strong, yet flexible structure. This flexibility allows for the structure to adapt to the surface it stands on, meaning this furniture set will always offer a stable seat. No matter the surface, your set will not wobble. Each element of this series is made from highly durable aluminum plates. By bending the plates inwards at a 45-degree angle, all connecting screws and sharp edges are hidden from sight. This creates the sleek look this series is known for.

The Bended Series can be combined in many different ways, making it suitable for most outdoor spaces. It consists of three differently sized tables, one version with a wooden table top, two types of benches, a lounge and a stool. Everything is available in three colors: Gray Blue, Pale Green and Agate Gray.



Due to the clever construction of the bended aluminum, the Bended Series is extremely strong, yet flexible. It adapts to any surface it stands on, meaning it will never wobble.





DURABLE MATERIAL

The aluminum material is highly durable and almost completely maintenance free. Simply clean off the table with water and a soft cloth.

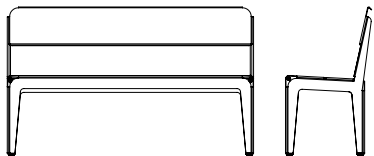
STABLE SEAT

The smart and flexible construction of the Bended Table helps the structure of the table to adapt to the surface it stands on: your table will not wobble.



WITH OR WITHOUT BACKREST

The Bended Bench comes in two different variations: with or without a backrest. While the backrest gives you a bit more comfort, the bench without one can be more easily stored away.




Measurements

Bench
L 1400 mm
W 450 mm
H 840 mm

Available sizes Bended Table

L 900 mm	L 1800 mm	L 2700 mm
W 900 mm	W 900 mm	W 900 mm
H 755 mm	H 755 mm	H 755 mm




Material Bench, Bended Table 900 mm & 1800 mm
Powder coated aluminum

Available colors ● ● ●

Material Bended Table 2700 mm
Powder coated aluminum
Powder coated galvanized steel

THERMALLY TREATED

The wooden table top is thermally treated: by baking the wood at a high temperature it dries, making it harder and giving it an exceptionally long lifespan.

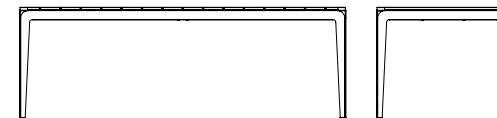


STABLE SEAT

Due to the same smart and flexible construction the Bended Series is known for, the Bended Table Wood will adapt to any surface it stands on: your table will not wobble.

EUROPEAN ASH WOOD


The table top is made of locally sourced ash wood. Ash wood naturally has longer wood grains than most types of wood, giving the table a beautiful refined and natural appearance.



Measurements
Table Wood
L 2200 mm
W 900 mm
H 750 mm

Material
Powder coated
galvanized steel
Thermally modified
ash wood

Available colors




Measurements
Bench
L 1400 mm
W 450 mm
H 455 mm

Material
Powder coated
aluminum

Available colors





Measurements Table
 L 900 mm
 W 900 mm
 H 755 mm

Measurements Stool
 L 450 mm
 W 450 mm
 H 455 mm

Material
 Powder coated aluminum

Available colors
 ● ● ●



STABLE SEAT

The smart and flexible construction of the Bended Stool helps the structure of the stool to adapt to the surface it stands on: your stool will not wobble.

MULTIPLE FUNCTIONS

The Bended Stool can be used as an extra seat as well as a side table for your drinks.



BENDED PILLOW

The bended cushion adds some extra comfort to your Bended Bench or Bended Stool. These cushions are made from recycled cotton and recycled foam flakes.

EASY TO MOVE

The Bended Stool is light weight and easy to move around.

OUTDOOR AND INDOOR USE

The chair can be used indoors and outdoors and comes with a Bended Cushion of 55x55 cm.

DURABLE MATERIAL

The aluminum material is highly durable and almost completely maintenance free. Simply clean off the table with water and a soft cloth.

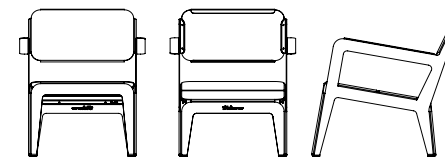



EASY TO MOVE

Because the Bended Lounger is made of light aluminum, it is easily movable.

STABLE SEAT

The smart and flexible construction of the Bended Lounger helps the structure of the Lounger to adapt to the surface it stands on: it will not wobble.



Measurements

L 800 mm
W 670 mm
H 790 mm

Material

Powder coated aluminum
Powder coated galvanized steel

Available colors





Bended Table & Stool High

by Jair Straschnow

The Bended Stool High is part of the Bended Series by designer Jair Straschnow. Bending the steel plates creates a clever and strong construction where all connecting screws and sharp edges are hidden. This gives the Bended Table High the elegant and minimalist look that the Bended Series is known for. In addition, the surface has a slightly sloping angle, which allows any rainwater to run off the stool easily and allows the stool to dry quickly.

The Bended Stool High is made of 2mm galvanized steel, durable material that will last for years. The joints between the legs at the bottom of the stool form a fine footrest that provides comfortable seating.

The versatile Bended Stool High is great for cafes and patios, but also comes into its own in your own backyard.



“Choosing to work with a highly durable material like aluminum, the Bended Series can function both indoors and outdoors.”



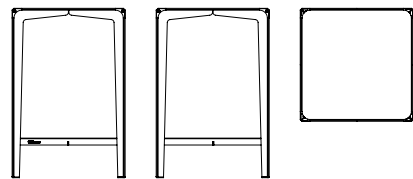
VERSATILE DESIGN

The Bended Table High can be used as both a dining table and a bar table, and is suitable for outdoor and indoor use. Its multifunctionality is something designer Jaïr Straschnow is a big fan of. The cross at the bottom of the table forms a fine footrest.



MINIMALIST DESIGN

Connecting screws and sharp edges are hidden.



Measurements

L 720 mm
W 720 mm
H 1100 mm

Material

Cataphoresis treated and powder coated steel

Available colors

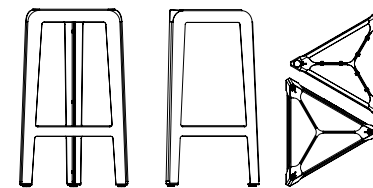


LOW MAINTENANCE

The Bended Stool High is made of 2mm galvanized steel. Because the stool features a powder-coated finish, it requires little maintenance. You easily clean the stool with a soft cloth and some water.

ALWAYS STABLE

Because of the three-legged construction and the connections between the legs at the bottom of the Bended Stool High, the stool is always stable, no matter what the surface.



Measurements

L 400 mm
W 460 mm
H 755 mm

Material

Cataphoresis treated and powder coated steel

Available colors



Forestry

by Floris Schoonderbeek


Floris Schoonderbeek designed the Forestry Table and Forestry Bench in cooperation with Staatsbosbeheer (Forestry Commission). It's designed to show the quality of Dutch wood and to celebrate being outdoors. Floris: "Together the bench and table make for a great natural set of furniture for indoors and outdoors. The Forestry set is unique because of its technical connections: traditional bow-tie wood joints made from steel. These connections made it possible to create a bench and a table from any set of planks. They keep the beauty of the wood intact."

The Forestry set is made of raw untreated Douglas wood. The set has natural edges, showing signs of the original bark and the shape of the tree it was made from. With an optional treatment oil can treat the wood of the Forestry set to protect it and for a slightly darker and smooth finish.



“The Forestry set is unique because of its technical connections: traditional bow-tie wood joints made from steel.”





MADE FROM DUTCH WOOD

The Douglas fir wood comes from Dutch forests. It is very durable and changes into a silvery grey color when left untreated.

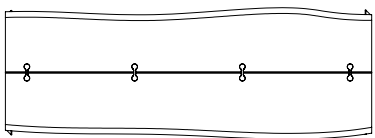
SMART TECHNICAL CONNECTIONS

The traditional bow-tie wood joints are made from zinc plated and powdercoated steel. They connect the wooden planks and showcase the beauty of the wood.



ONE PIECE OF WOOD

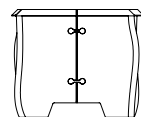
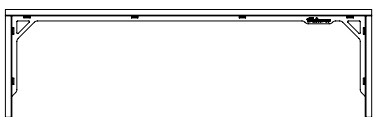
The tabletop is made from two connected planks. Each plank is made out of one piece of wood, even in the 12-person version (about 4 meters long). There are no interruptions in the length of the tabletop.



Material
Douglas wood
Powder coated
galvanized
steel

Measurements
12 pax
L 4060 mm
W 800 mm
H 750 mm

Measurements
8 pax
L 2550 mm
W 800 mm
H 750 mm



Measurements
6 pax
L 1800 mm
W 800 mm
H 750 mm

Available colors





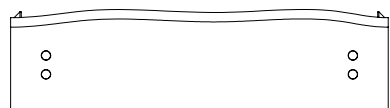
BEAUTY OF THE WOOD

The table & bench are made from untreated wood showing the beauty of the material. Trees all have different knots, lines and figuring, making every table and bench unique.



NATURAL EDGES

Depending on the tree from which the wood originates, the edges of the table & bench may differ. The bark is shaved off manually. This process still leaves some signs of the original bark, adding personality to every bench.



Measurements 3 pax

L 1600 mm
W 400 mm
H 450 mm

Measurements 4 pax

L 2350 mm
W 400 mm
H 450 mm



Material
Douglas wood
Steel

Available colors



Framehouse

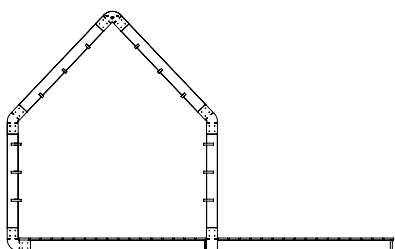
by Floris Schoonderbeek

The Framehouse is designed by Floris Schoonderbeek. Floris initially designed the construction with the purpose of creating a hideaway at a busy exhibition. "The soft curves of the connections, the wooden material and the house-like shape are friendly and inviting. At the same time it makes the construction easy to assemble and adjust it to your needs." According to the designer, that's what the Framehouse offers most of all: a feeling of flexibility. Floris: "It offers the possibility to create your own space at any location. It's completely open to change. You can easily adjust its placement, furnishing and purpose."



“It’s completely open to change.
You can easily adjust its placement,
furnishing and purpose.”





Measurements
4 Arcs
L 3430 mm
W 3004 mm
H 3423 mm

Material
Douglas wood
Steel

Measurements
5 Arcs
L 4490 mm
W 3004 mm
H 3423 mm


Available colors



Options
4 or 5 Arcs - No Floor
4 or 5 Arcs - Inside Floor
4 or 5 Arcs - Outside Floor
4 or 5 Arcs - Two Floors
4 or 5 Arcs - Roof

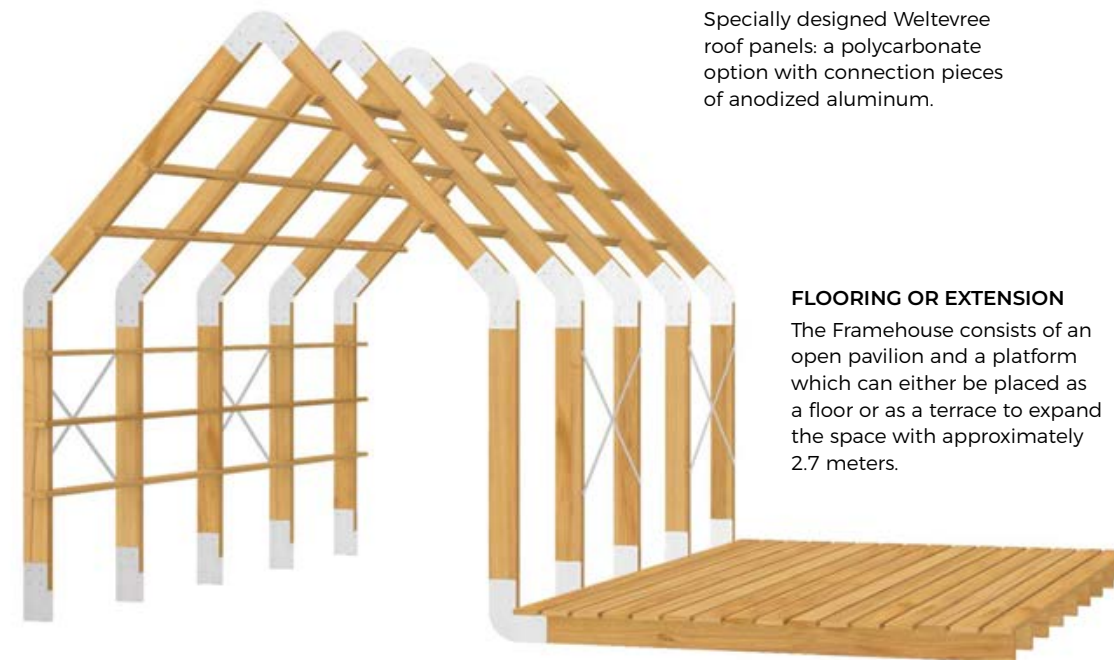
STRONG WOODEN BASE

Built up from plain wooden beams, the Framehouse sets the outline for any personalized space. The douglas fir wood used for the beams is highly durable and withstands all weather conditions.



OPTIONAL ROOF

Specially designed Weltevree roof panels: a polycarbonate option with connection pieces of anodized aluminum.




FLOORING OR EXTENSION

The Framehouse consists of an open pavilion and a platform which can either be placed as a floor or as a terrace to expand the space with approximately 2.7 meters.

SMART STEEL CONNECTIONS

The connections are made of weather-resistant electrolytic zinc plated steel. These smart connections firmly keep the construction together, but make it easy to (dis)assemble the Framehouse as well.







Join the community

#worldofweltevree

Every day our community inspires us with how our products help them experience more conscious and meaningful moments with their loved ones.



chapter 4

Time to RELAX

You don't have to go far to make the outdoors a part of your everyday life. Take a moment away from the daily hustle and bustle and reconnect with nature.



Folding Picnic Table

by Jair Straschnow

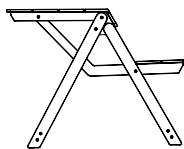
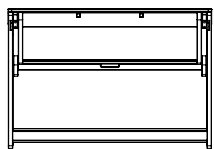
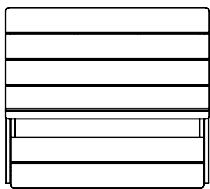
What's in a name? The Folding Picnic is a mobile, foldable picnic table that allows you to have a picnic, work or relax wherever you want, whenever you want. Whether it's in the front yard, the backyard, inside, in the sun or in the shade, the Folding Picnic is a table to go.

The folding mechanism allows you to effortlessly collapse the table and with the clever handle located at the bottom of the tabletop, the Folding Picnic is easy to move between different spots in and around the house. The space-saving design is not only mobile, but also multifunctional: the bended edge on the side serves as a comfortable backrest when seated away from the table and the deep tabletop allows for creative seating options.



“The name says it all: a mobile, folding picnic table that lets you picnic, work or relax where you want, when you want.”





Measurements
 L 1000 mm
 W 815 mm
 H 765 mm

Available colors
 ●
 Material
 Oiled bamboo

FLEXIBLE SEATING OPTIONS

The deep table top allows for various seating options. Enjoy an intimate dinner for two or add chairs to the opposite side of the table to seat up to four people.



TABLE TO GO

The clever folding mechanism allows you to picnic, work or relax wherever you want. Simply collapse the table and carry it to your favorite place with the handle at the bottom of the table top.



MULTIFUNCTIONAL

The bended edge of the table top serves as a comfortable backrest when facing away from the table. Use the Folding Picnic as a table, or lean your back against the bended edge and use it as a bench.

Flip-up Chair

by Théo Blanchard

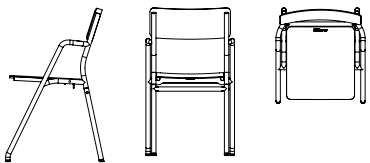
Always have a dry seat with the Flip-up chair. Simply flip up the seat when not in use to protect it from rain and dirt. No need to wipe it down with a towel - the next time you want to sit outside, the chair is immediately ready for use. The slight angle in the design makes it a comfortable seat. Because it is horizontally stackable, it needs little space to store in winter (although the material is so strong it can withstand all weather conditions, even in winter). Great if you have a bigger company to seat for an outdoor dinner party.

The Flip-up chair is made of long lasting aluminum and is low in maintenance.



“I like to design objects that represent real life and real people.”





Measurements
 D 535 mm
 W 510 mm
 H 835 mm

Seat height
 470 mm

Available colors
 ● ● ●

Material
 Powder coated aluminum

HIGHLY DURABLE ALUMINUM
 The Flip-up chair is made of lightweight aluminum, making it easy to move around. Aluminum is highly durable: from all the aluminum ever mined, 90% is still in use, meaning aluminum has an almost never-ending lifespan.

HORIZONTALLY STACKABLE
 The Flip-up chair is great for outdoor dining or seating a bigger company. When not in use, the chairs are horizontally stackable due to the flippable seat, meaning they don't take up much space to store.

JUST FLIP IT
 The flippable seat protects the chair from rain and dirt. No need to clean before you can sit down, simply flip the seat down when you want to sit, and back up when not in use.

Tablebench

by Jair Straschnow

The classic design of a picnic table can often be experienced as immobile and limited in its functions. Designer Jair Straschnow was inspired by this observation and developed a contemporary interpretation of the picnic table that is easy to move and can be used in many ways.

By cutting the classic design of a picnic table in half, Straschnow creates a multifunctional table that not only saves half the space, but doubles the possibilities. This makes the Tablebench ideal for smaller spaces such as a balcony or an urban garden. Additionally, the bended tabletop serves as a comfortable backrest when facing away from the table. Work, eat and relax, all at the same table. Create different setups by putting the Tablebench against the wall, combining it with chairs or putting two Tablebenches together to form one classic picnic table.

The Tablebench is made of bamboo: a particularly sustainable material because of its rapid growth and durability. Due to the powder coating and cataphoresis treatment of the steel frame, the Tablebench is weather resistant. One Tablebench seats three people.



“Once a product can successfully fulfill more than one function it has even more reason to exist.”



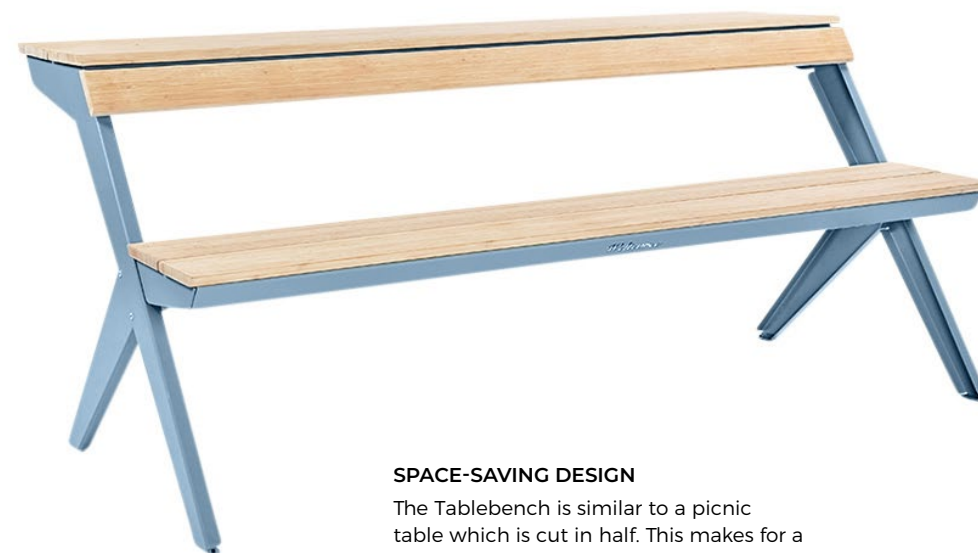


BACKREST

One edge of the tabletop is bended. This bended board is located on the side of the seat. It serves as a comfortable backrest when facing away from the table.

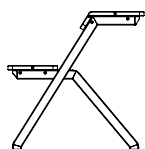
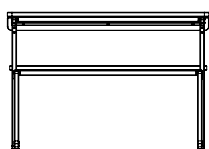
**HALF A TABLE,
DOUBLE THE POSSIBILITIES**

The Tablebench is a space-saving table that is suitable for use indoors and outdoors. Work, dine and relax all at the same table. Combine two to create even more possibilities.



SPACE-SAVING DESIGN

The Tablebench is similar to a picnic table which is cut in half. This makes for a very space-saving piece of furniture. You can put it against a wall or fence. When there's more space available you can easily combine two or more tables or add chairs on the other side of the table.



Measurements

L 1670 mm
W 815 mm
H 750 mm

Material

Cataphoresis treated and powder coated steel
Oiled Bamboo

Available colors



Sofabed

by Hade Steenwinkel

The Sofabed by designer Hade Steenwinkel is inspired by the idea of having a place to both sit and sleep comfortably on the same sofa. The sloping angle of the mattress creates a relaxing seating position. Because the frame has an equal sloping angle, the mattress becomes flat when you rotate it 180 degrees. With just one quick turn, you'll have a comfortable spot for an afternoon nap in the open air. The two-in-one Sofabed is perfect for smaller spaces like a balcony or an urban garden.

Both the mattress as well as the pillows are made from a durable waterproof material called Olefin and have a ventilating underside. The fabric is nearly impenetrable by water, making it well suited for outdoor use. Even a rain soaked mattress will dry quickly due to this ventilation system. The Sofabed frame will be available in Oxide Red and the mattress and pillows will be available in Light Gray and Faded Orange.



“From daybed to sofa
in one turn.”

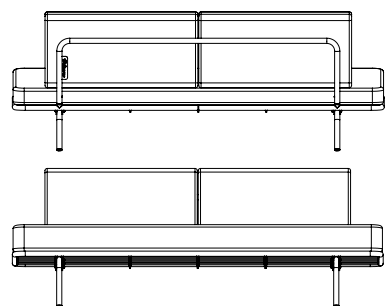






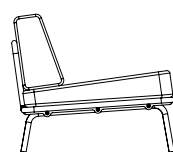
MULTIPURPOSE DAYBED

The multifunctional daybed allows you to easily switch between relaxing and taking a nap. Because the frame has an equal sloping angle, the mattress becomes flat when you rotate it 180 degrees.



Measurements

L 2010 mm
W 880 mm
H 610 mm



Material

Olefin fabric
Cataphoresis treated and powder coated steel

Available colors frame



Available colors cushions



BEST FABRIC FOR OUTDOOR USE

The Sofabed is made from a soft but durable material called Olefin. Olefin is exceptionally colorfast, doesn't stain and is waterresistant, making it one of the best fabrics for outdoor use.

THE ART OF SIMPLICITY

The Sofabed doesn't need an unnecessarily complicated system to work. An angled mattress and frame is all it needs to switch between sofa and bed, making the Sofabed superior in its simplicity.

REMOVABLE BACKREST

Create a bit more space to be able to sleep comfortably by removing the back pillows and the steel backrest of the frame by simply lifting it off.

Woodlounger


by Georg Wasensteiner

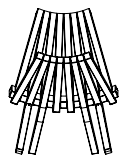
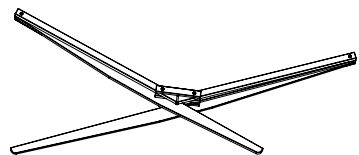
Unwind with the Woodlounger - the archetypical and robust design makes it so that the lounger is comfortable to relax in, with and without pillows. The curve in the seat makes it feel as if you're sleeping in a hammock. For utter relaxation, the Woodlounger comes with a soft mattress and pillow set - adjustable in height so it fits everyone, tall or short. Put your feet up and turn your face into the sun (also perfect for stargazing at night).

The Woodlounger is made from durable larch wood, which lasts years with just a little bit of maintenance and gives the chair an elegant natural look. The clever design makes this not only a comfortable chair to relax in but also easy to store. Simply fold the chair in two and store it upright when not in use.



“A hammock feel in a wooden lounger.”





Measurements

L 1850 mm
W 590 mm
H 800 mm

Material

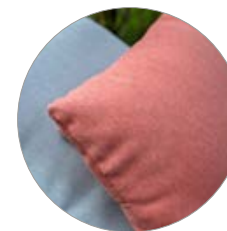
Larch wood

Available colors



EASY STORAGE

The archetypal design based on the famous Belizean beach chair has an extra innovative feature: the chair is foldable, meaning you can easily store it away. Simply fold it in half and store it upright when not in use.



DURABLE FABRIC

The pillowset is made from a soft but durable material called Olefin. Olefin is exceptionally colorfast, doesn't stain and is waterproof, making it one of the best fabrics for outdoor use.

HIGH QUALITY LARCH WOOD

The Woodlounger is made from strong larchwood. The wood is left untreated for a natural look. This causes the wood to turn into a silvery gray color over time.

HAMMOCK FEEL

The elegant curved design of the wooden slats creates a soft and light seating position, making it feel almost as if you're relaxing in a hammock.



The Patio Set

by Bertjan Pot

The much-appreciated Dutch designer Bertjan Pot proves himself again (and again) with this redesign of the Weltevrete Patio Bench and Patio Bench High Back. It is the particular angle of the seat and back of the bench that makes a seemingly rough looking bench actually comfortable and relaxing to sit in. With the Patio Bench, designer Bertjan Pot wanted to offer comfort with little means. 'The challenge was to create highly comfortable furniture without adding soft materials.' The seating angles of the Patio Bench are adjusted very precisely to follow the exact shape of the body in order to provide comfort without needing pillows.

The powder-coated steel frame provides a sturdy base for the eucalyptus wood seating. The bench is comfortable for two and snug for a company of three.



“An iconic set with modern comfort.”



NO GARDEN CUSHIONS REQUIRED

The placement of the wooden slats and sitting position is designed in such a way to offer comfort without needing pillows.

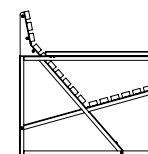
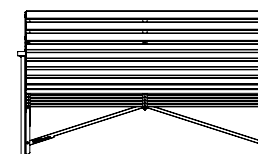
HIGH QUALITY DESIGN

The combination of wooden slats on a steel frame makes the patio bench both sturdy as well as aesthetically pleasing.



SUSTAINABLE LOW-MAINTENANCE MATERIAL

The Patio Bench is made of eucalyptus wood, a type of hardwood that is highly weatherproof and requires very little maintenance. The wood has been oiled, increasing its lifespan and making it easy to clean.



Measurements


L 1460 mm
W 820 mm
H 830 mm

Material

Eucalyptus wood
Galvanized and powder coated steel

Available colors





PRIVACY AND COMFORT IN ONE

The high back of the patio bench is made of perforated steel. The panels provide the perfect balance between letting through enough light but also creating a secluded and quiet spot.

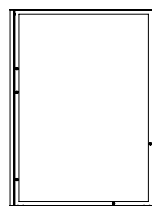
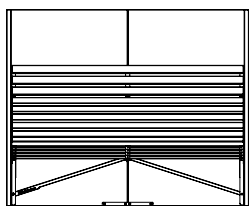


COMFORTABLE IN ITS SIMPLICITY

The elegant angles of the wooden slats follow the exact shape of the body, creating seating comfort without needing pillows.

HIGH QUALITY DESIGN

The combination of wooden slats on a steel frame makes the patio bench both sturdy as well as aesthetically pleasing.



Measurements

L 1430 mm
W 845 mm
H 1165 mm

Material

Eucalyptus wood
Steel

Available colors



Wheelbench

by Rogier Martens

"I wanted to create a bench that you can easily move by yourself", explains Rogier Martens, the designer of the Wheelbench, "A seat for several people that you can place wherever you want, without the need for someone to help you out."

This resulted in a bench that invites you to find the best spot to sit. You can bring your seat to any location that doesn't provide seating. To Rogier the mobility is what brings the bench to life. "Changing the location offers a different view and naturally leads to new thoughts or a new conversation."



“Changing the location offers a different view and naturally leads to new thoughts or a new conversation.”





SLIGHTLY SLOPED BACKREST

The backrest is placed at a slight angle. This angle ensures a more comfortable sitting position.



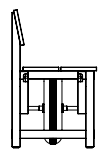
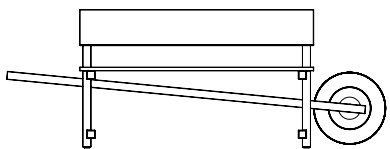
EASY TO STEER

The wide, pneumatic wheel ensures a smooth ride and makes it easy to steer the bench to a new location.



COMFORTABLE HANDLES

The wood has a finish which is soft to the touch. Thanks to the slightly narrowed handles the bench is very comfortable to move around.



Measurements

L 2150 mm
W 470 mm
H 770 mm

Material

Oak wood

Available colors



Flying Dishman

by Joep van Lieshout

The Flying Dishman is a design by Dutch artist Joep van Lieshout. This circular design allows for a 360-degree view and fits two to three people laying down. With some pillows for comfort, it functions as a great place to relax in your garden. Next to looking good, the Flying Dishman is sustainable as well. It is made from one part recycled plastic waste and one part new material, mixed together into a cement gray. This choice for materials makes it a strong and sustainable design.

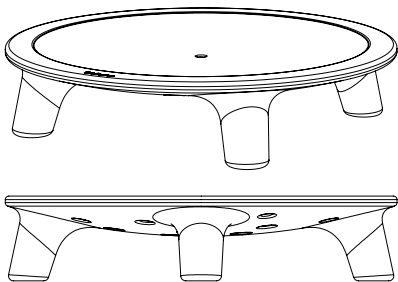
For Joep, the name of this design refers to the legend of the Flying Dutchman, who had to keep sailing and could not leave his ship: "This resembles the life of the modern man, who is never sitting down but constantly moving. The Flying Dishman offers us the ideal place to take a break and hide out from our mad world."

The Flying Dishman is available in Concrete Gray with a Light Gray round pillow. Additionally, the Dishman comes with a pillow set in Mint Green or Faded Pink.



“The Flying Dishman offers us the ideal place to take a break and hide out from our mad world.”





Measurements

L 1950 mm
W 1950 mm
H 420 mm

Material

Body: HDPE
Matress: Acrylic fabric HR PU foam mattres
Cushions: Acrylic fabric Polyester fiber filling

Available colors

** color can differ due to recycled plastics*



Available colors pillowset



COVER FOR FLYING DISHMAN

A waterproof cover to protect the mattress and cushions.

PLENTY OF SPACE

The comfortable lounge island offers space for two to three people laying down.



STRONG RECYCLED MATERIAL

The Flying Dishman is made from 60% recycled plastics. This material is partly made from consumer plastic waste and partly from new material, mixed together to a cement gray color.

360 DEGREES VIEW

Thanks to its circular design, the Flying Dishman is never directed towards a particular view. Without moving the lounge island, you can easily change your position and move along with the sun.

PILLOWSET GREEN & ORANGE



Fieldchair

by Floris Schoonderbeek

The Fieldchair is a design by Floris Schoonderbeek, a designer who finds true luxury in the basics, in small things and pure experiences.

Floris: "I sense that the arrival of computers and smartphones caused a need for authenticity to emerge. People want to be able to take their distance from everyday life and want to sit down in front of a small fire or experience things hands-on instead of through a screen. The true luxury is in enjoying those moments, surrounded by just the basics of life." With this idea in mind, Floris created the Fieldchair: a chair with an authentic look in which you can sit back, relax and blend in with nature.



“The true luxury is in enjoying those moments, surrounded by just the basic things in life.”





COMFORTABLE SEATING POSITION

A natural and sturdy design made from wooden beams. Its comfortable seating position invites the user to sit back and relax.



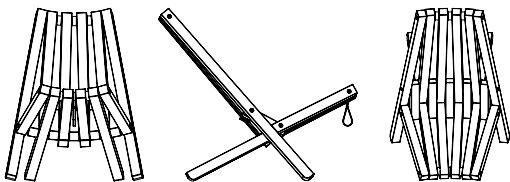
DURABLE LARCH WOOD

Made from high quality larch wood. Also used in road and waterworks due to its durability. It is left untreated for a natural look. This causes the wood to turn into a silvery grey color over time.



EASY STORAGE

Foldable and easy to store when not in use. Can be stored flat (laying or standing) or can be hung from the wall thanks to the strong strap.



Measurements
L 740 mm
W 600 mm
H 860 mm

Material
Larch wood

Available colors
●

Beach Rocker & Beach Chair

by Erik Stehmann

When Erik Stehmann designed the Weltevree Beach Rocker and Beach Chair he didn't want to create a design that was entirely different than designs as we know them. Erik: "I wanted to create chairs that were playful, comfortable and easy to carry and store. The Beach Rocker connects the best of both worlds: the good qualities of a beach chair with the fun characteristics of a rocking chair."

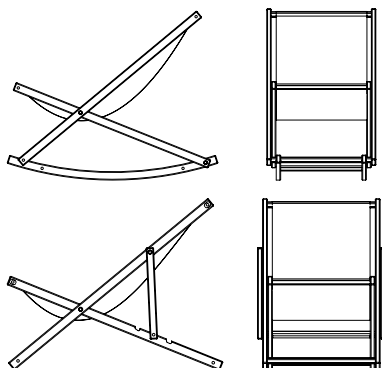
The Weltevree Beach Chair on the other hand is a modern reinterpretation of the beach chair as we know it. Erik: The original design of the beach chair is a great concept: it needs little material and is foldable, comfortable and mobile. The fabric adds a fresh, new appearance to a classic design."

The fabric of both the Beach Rocker and Beach Chair was designed in collaboration with design studio RAW COLOR.



“The colors are inspired by the horizon: the sunrise and the sunset.”





**Measurements
Beach Rocker**
L 1050 mm
W 550 mm
H 870 mm

**Measurements
Beach Chair**
L 1050 mm
W 590 mm
H 750 mm

Material
100% Cotton
Beech wood

Available colors
● ● ●

RELAXED SITTING POSITION

The strong cotton fabric gives proper support and provides a comfortable, relaxed sitting position.



STRONG WOODEN ROCKERS

The structure adds a playful element to the chair, giving the ability to rock back and forth while seated.

LIGHTWEIGHT, MOBILE AND FOLDABLE

The chair is lightweight and comfortable to carry. The chair folds into a flat package for storage. Multiple chairs can be nested.



ADJUSTS TO THREE DIFFERENT POSITIONS

The sitting position of the Beach Chair is easily adjustable. You can choose between more upright or more relaxed positions.

Sheepscoat & Sheepskin


by Weltevre

Add warmth to a chair, bench or reading nook with the Weltevre Sheepskin and Sheepscoat. These skins immediately adjust to the body temperature and act as an insulator. The wool fur is very soft to the touch and adds extra comfort to your seat. Just like sheep, every Sheepskin and Sheepscoat has its own personality; their color and size may vary slightly.

The Weltevre Sheepskin & Sheepscoat are a leftover product of sheep that are privately owned by European farmers. The skin comes from sheep of the Dutch Texel breed, known for its high quality wool.

The Weltevre Sheepscoat is equipped with a convenient leather loop. Use this loop to attach the Sheepscoat to your chair or turn the coat into a pillow by rolling it up and folding the loop around it. You can also hang the coat on the wall as decoration.

“Add warmth and comfort to a chair, bench or reading nook.”





Measurements
L 950 mm
W 550 mm

Material
Sheepskin
Wool

Available colors

AS A PILLOW
Use this loop to attach the
Sheepscoat to your chair or turn
the coat into a pillow by rolling it
up and folding the loop around it.



LEATHER LOOP
The Sheepscoat is equipped
with a leather loop which can be
attached to a chair.

chapter 5

Time to BATHE

The real luxury of outdoor bathing is the experience of a direct connection with nature. The exploring, the discovering, the independence of not needing anything but nature, the tub and yourself.



Serpentine

by Tom de Vrieze

On a warm day designer Tom de Vrieze longed for a way to cool off in his own garden. This is when Tom came up with the design for the Serpentine: a stainless steel garden shower with a practical design.

Tom: "I don't like too much blah-blah. I prefer simple designs like the Serpentine. The shape is reduced to a minimum, a certain logic: form follows function. This resulted in an almost art-deco-look."

The Serpentine is lightweight, takes little space and can easily be moved around. All it needs is a garden hose to connect it to and the shower is ready for use.



“I don't like too much blah-blah.
The Serpentine's shape is reduced
to a minimum, to a certain logic.”



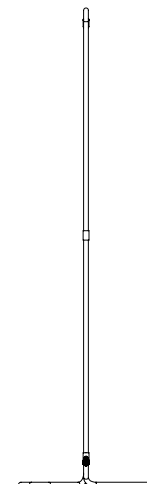
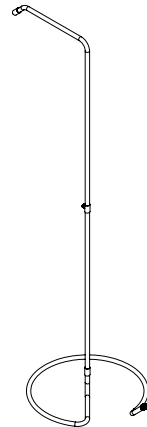


Available colors



Material
Stainless steel

Measurements
L 930 mm
W 930 mm
H 2150 mm



USER-FRIENDLY

Simply connect it to the garden hose and the Serpentine is ready for use. No need for pressure pumps. The shower has a simple tap to turn it either on or off.

CHARACTERISTIC CURVES

The curved bottom of the Serpentine makes for a sturdy stand. When placed on a flat surface, it will stay in place.

COMFORTABLE SPRAY PATTERN


The showerhead has a unique design. Even though it looks like a simple and straightforward tube on the outside, on the inside the water stream is reconfigured into smaller openings. The showerhead diffuses the jet into a wide and comfortable shower spray, just like in a regular shower.

EASY TO TURN ON AND OFF

The shower is easily turned on and off with the small tap in the middle of the Serpentine. Simply switch the tap to start the shower and switch it the other way to turn it off.

LIGHTWEIGHT AND MOBILE GARDEN SHOWER

The Serpentine weighs only 5 kg and can be easily moved around the garden. You can take a shower at any location. The water from your showers will water your grass or plants at the same time.



Dutchtub

Original & Wood

by Floris Schoonderbeek

The Dutchtub is a design by Floris Schoonderbeek, "I feel a strong need for direct contact with my surroundings", Floris explains. "I want to experience the pleasure of discovering things yourself, the feeling of independence. I appreciate products you can do things with, that come to life when in use. You can heat the Dutchtub yourself with wood. After chopping your own firewood and heating up the tub, you can just lay back with a satisfied feeling and enjoy your surroundings from a comfortable warm bath."

The iconic Dutchtub Original originates from 2003. Soon after the Dutchtub Wood followed and was added to the Weltevre collection. Floris: "The panels of the Dutchtub Wood have a natural look and help the tub to blend in with its surroundings."



“I want to experience the pleasure of discovering things yourself, that feeling of independence.”



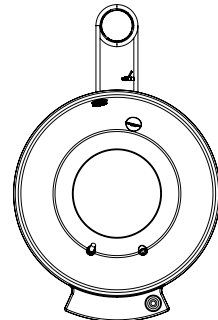
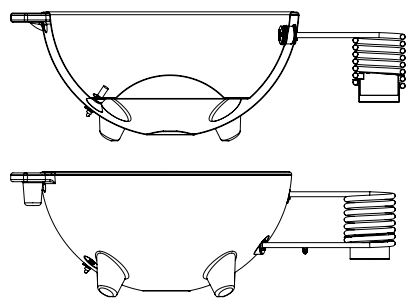


DESIGN ICON

This original design is handmade and has over 15 years of international success. Every tub has its own unique number.

COOKING IN THE DUTCHTUB

The wok is especially useful for keeping the flames in the spiral and thus losing less heat. It can be used to prepare food as well. Food and drinks can be served at the tub on the integrated serving plateau with bottle holder.



Measurements
 L 2600 mm
 W 1700 mm
 H 840 mm

Material
 Fiberglass
 Stainless steel

Available colors

INSULATION MAT

The Dutchtub comes with an insulating mat: a floating mat that prevents the water from losing heat to the air as it heats up, resulting in faster warm-up time.

COMFORT WITHOUT A SEAT

The ergonomic bottom ensures comfort while seated in the tub. The Dutchtub is spacious enough for four people to bathe comfortably, without taking up a lot of space.

NATURAL HEAT CIRCULATION

The Dutchtub is a wood-burning hot tub. The fire created inside the coil warms the water flowing through it. Natural circulation creates a constant flow of warm water.



Side Table
separately
available



COMFORT WITHOUT A SEAT

The ergonomic bottom ensures comfort while seated in the tub. The Dutchtub is spacious enough for four people to bathe comfortably, without taking up a lot of space.

WOK INCLUDED

The wok is especially useful for keeping the flames in the spiral and thus losing less heat. It can be used to prepare food as well. Food and drinks can be served at the tub with the separately available Side Table for the Dutchtub Wood.

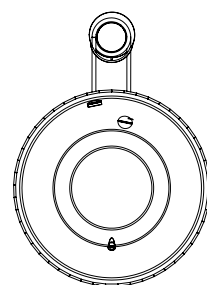
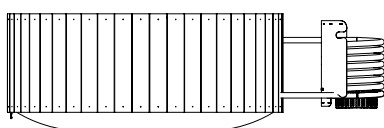
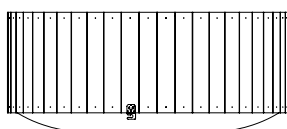


WOODEN PANELS

The tub is made of glassfibre composite, a low maintenance and durable material. Its wooden panels are made from thermally modified ash wood, a sustainable and highly durable wood type.

NATURAL HEAT CIRCULATION

The Dutchtub is a wood-burning hot tub. The fire created inside the coil warms the water flowing through it. Natural circulation creates a constant flow of warm water.



Measurements

L 2340 mm
W 1700 mm
H 720 mm

Available colors



Material

Fiberglass
Stainless steel
Thermally modified ash wood



Bathing Accessoires



Wintercover Dutchtub

Additional insulated cover for the Dutchtub Original & Wood. Ensures quicker heating of the water in colder conditions.



Hand Trailer

Trailer for comfortably moving the Dutchtub Original on your own.



Side Table Dutchtub Wood

Useful for serving drinks or food and for having a book, towel or firewood within reach.




Windshield

Protects the fire in the coil of the Dutchtub Original or Dutchtub Wood against wind for more efficient wood burning.



Ashtray

Protects vulnerable surfaces from ash that may fall through the fire basket.



Chimney

Increases the draft for a more efficient wood burning and heating. Also guides the smoke away from the user.



chapter 6

Time to COOK

Fire and cooking have something extraordinary in common: they inevitably draw people together. There is no better way to experience this than with outdoor cooking. Fire up the oven and watch new memories unfold.

The Outdooroven Original

by Dick van Hoff

Let us take you back to the year 2005. In his garden, surrounded by a fire basket and barbecue, designer Dick van Hoff realized: this doesn't work. "It seemed natural to me to combine the practical with the pleasurable: heat source, barbecue and oven all in one." As such he created the multifunctional Outdooroven.

Seventeen years and counting, the Outdooroven is a true Weltevreë classic. The Outdooroven is more than just a (pizza) oven. It is a fireplace, oven, barbecue grill and stovetop all in one, allowing you to cook dinners outdoors all year round. Just like in the old days, the fire inside this outdoor stove is used as both a heat source and to prepare food.



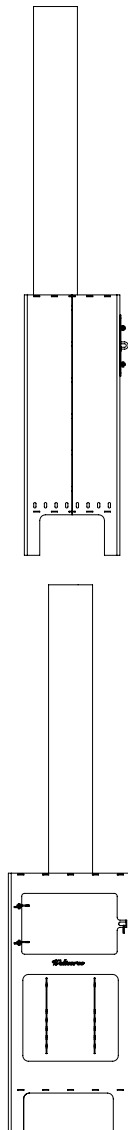
“It seemed natural to me to combine the practical with the pleasurable: heat source, barbecue and oven all in one.”





Material
 3 mm Corten steel
 Stainless steel grill
 Available colors ●

Measurements
 L 440 mm
 W 440 mm
 H 1900 mm
 D 330 mm



FURNACE

For keeping warm any food or sauce in a pan on top of the oven.

WEATHERPROOF CORTEN STEEL

In time, the Outdooroven will change color because of the oxidation process in the corten steel. The resulting layer gives the oven its characteristic brown and orange color and protects the material against further oxidation.

WOOD-BURNING

The Outdooroven is a wood-burning oven. The fire can be used for heat and ambiance or for cooking. The fire in the hearth has to burn at least 30 minutes before the oven and baking stone are hot enough to bake on.

OXYGEN SUPPLY

The perforated panel supplies the fire with extra oxygen to keep it burning.



OVEN WITH BAKING STONE

The place to prepare dishes, pizza and other meals with or without the baking stone.

ALL-ROUND GRILL

The removable stainless steel rack is useful for preparing any meat, fish or vegetables on the fire.

NO SMOKE INHALATION

Smoke is lead away from the food through the double wall and chimney.



The Outdooroven XL

by Dick van Hoff

Functionality and quality are combined in the Outdooroven XL. This outdoor kitchen of corten steel is created by Dick van Hoff as an extension of the indoor kitchen.

Dick: "It creates a place in the open air that serves the same purposes as a bonfire or kitchen: a place to gather around, sit near the fire and cook together." The Outdooroven XL satisfies all the requirements for outdoor cooking with its weather-resistant construction, pizza oven, wood-burning grill and optional smoker. The diverse possibilities of the Outdooroven XL challenge chefs to expand their cooking skills.



“The Outdooroven XL serves as a place to gather around and cook together, just like a bonfire or indoor kitchen.”





OVEN WITH BAKING STONE

The place to prepare dishes, pizza and other meals with or without the baking stone.




FROM FIRE TO CHARCOAL

By stoking wood for the oven, the wood will turn into embers (charcoal) which fall through the fire basket. This can be moved to the grill / smoke area with the included charcoal slider.

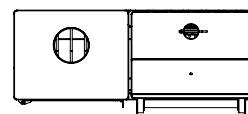
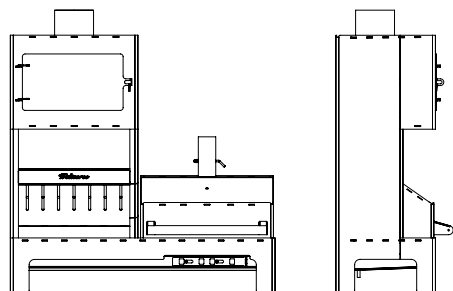
ALL-ROUND GRILL AND SMOKER

The removable stainless steel racks are useful for preparing any meat, fish or vegetables. Close the lid of the grill area to add a smokey flavor to the food.



INTEGRATED THERMOMETER

Check the temperature inside the grill and smoke area with the thermometer integrated in the lid.



Measurements

L 400 mm
W 970 mm
H 1960 mm
D 460 mm

Material

3mm Corten steel
Stainless steel grills

Available colors





Woodstock

by Dirk Wynants

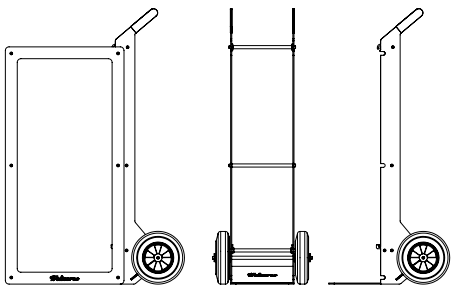
When enjoying a fire, having a supply of firewood within reach is important, but where do you store it? With this question in mind, Dirk Wynants designed the Woodstock. Dirk: "I take great pleasure in creating reliable products that make life easier and look good."

"The Woodstock Frame is a storage rack in which you can neatly stack a supply of firewood and keep it near the fireplace. The neutral look of the Woodstock draws all the attention to the beauty of the firewood. If you need to restock - or need to transport heavy objects - you can use the Trolley."



“The neutral look of the Woodstock draws all the attention to the beauty of the firewood.”





Measurements
Trolley
 H 1045 mm
 W 378 mm
 D 459 mm

Measurements
Frame
 H 900 mm
 W 450 mm
 D 260 mm

Material
 Galvanized and powder coated steel

Available colors
 ●



PRACTICAL HAND TRUCK

Suitable for transporting the Woodstock Frame filled with firewood or other heavy objects like the Weltefree Outdooroven or (beer) crates.



STACK AND STORE

Logs can be neatly stacked and stored within the frame. Combined with the Woodstock Trolley the frame can be used to easily transport a supply of firewood.

Splitting Ax

by Weltevre

The sturdy Weltevre Splitting Ax is your companion when it comes to splitting wood for a fire. Its strong steel blade cuts through wood with ease and helps you cut logs into small, manageable pieces of firewood. The fine finishing and shape of the handle guarantee a comfortable grip while splitting wood.

Why split firewood?

Splitting firewood is part of the preparation for a good fire. The smaller pieces dry quicker and are easily handled and added to a fire. They also leave more room for oxygen to reach the fire, making it easier to catch fire, leading to more efficient wood burning.

“Chop your own wood and
it will warm you twice.”

– Henry Ford



Cooking Accessoires



Magnetic Thermometer

Makes measuring the temperature inside the oven easy. Helps you heat the oven to the right temperature to prevent burnt or undercooked food.



Splitting Ax

Helps split firewood with ease thanks to the comfortable handle and cuts large logs into small manageable pieces.



Gloves

Provides protection and comfort while cooking with the Outdooroven, working with an open fire, chopping firewood or moving the Outdooroven.



Charcoal Slider

Included with the Outdooroven XL, to move the charcoal embers into the right compartment, or to adjust the grill racks.



Pizza Shovel

For placing pizzas in the Outdooroven and for taking them out. Comes in useful as well when retrieving other hot dishes from the oven.



Extra Meter Chimney Pipe

Fits in the supplied pipe. A longer chimney provides a better draft. Also useful when installing the Outdooroven through a roof



Outdooroven Door

Increases the temperature in the Outdooroven, helps burn wood more efficiently and ensures a better smoke extraction via the chimney.



Outdooroven XL Base

Safe and stable base for the Outdooroven XL. Made from durable Larch wood and Corten steel. The shelf provides storage of firewood or cooking utensils.



Chimney Cowl

Protects the Outdooroven pipe against possible incoming rain.



Outdooroven Floor Plate

Placed underneath the Outdooroven it protects vulnerable surfaces from possible sparks coming from the open fire.



Tea Towels

These Weltevrete Tea Towels serve as a game board for ludo, checkers or chess. Create your own tokens or use a set of chess pieces and challenge your opponent(s) to a game. Any snack bowls, wine glasses or other dishes can wait until after the game, because whoever loses has to do the dishes and dry them off. Rather use a clean towel? They come in a set of two, so you'll always have a clean tea towel at hand.



Oven Dish

The Weltevrete Oven Dish is more than a dish: it's three dishes in one. It consists of two parts: a shallow dish and a deep dish and together they function as a lid for the other. The oven dish is completely made of enameled cast iron with a robust, matte look. This material retains heat, is naturally non-stick and is up for a variety of cooking tasks, but is especially great for slow cooking.



The rough cover of the Cookbook can be used to light a match.



Cookbook

This is more than just a cookbook: it is a manual on how to cook a great outdoor dinner. The recipes in the Weltevrete Cookbook have been especially developed for the Outdooroven by chef Jeroen van Werven. From roasting, grilling, stewing or making your own pizza dough, this complete outdoor cooking manual contains recipes with fresh ingredients for every season. Available in Dutch, English and German.



Cutting Board by Lex Pott


The Weltevrete Cutting Board is a result of form studies by designer Lex Pott. It resulted in a wooden serving board with soft curves, a hole and a remarkable feature: the wood surrounding the hole creates a perfect round tube. The hole is big enough for a thumb to fit through, making it an ideal handle for serving. You can also hang the cutting board to save space in the kitchen.






‘activating
people
& places’

— *Weltevreë*






Join the community

#worldofweltevree

Our products come to life when they are used. Nothing showcases this quite like our community's experiences with our products. Take a look and get inspired.



Published by

Weltevreë

Contact

Havenweg 15
3812 PR Amersfoort
The Netherlands
+31 (0)33 2037037
info@weltevreë.nl

Photography Weltevreë

Sven Weijman, Laura Westendorp
and Milou Dijkstra
All rights reserved
Copyright © Weltevreë, 2023
for all text, layout and images.
Privacy and publicity rights apply.

Reproduction of (parts of) this
publication is only permitted
after written permission from the
publisher.

Enquiries can be sent to;
info@weltevreë.nl
weltevreë.eu



Weltevree[®]

collection 2024

