

# FLOS

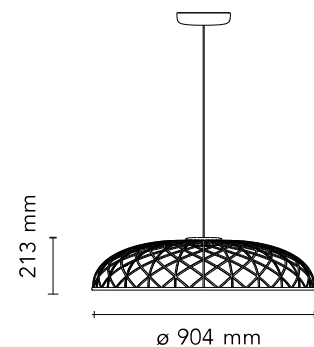
F6392003 Blue Tourmaline

## Skynest Suspension

Designed by Marcel Wanders, 2022

78W - 1944lm - 2700K - CRI > 90

Diffuse lighting hanging appliance. The dome is a combination of luminous and dark elements arranged into a network and formed of core structures covered with a thin interwoven colourful tubular mesh made from recycled and recyclable fabric produced from polyester. Every single luminous element is powered by special micro-connectors located at the top of the dome and is covered with a two-tone mesh, while the side facing the inside of the dome is always white in order to allow for optimal light emission from the LED module. The appliance is fitted with a built-in balancing system at the top of the dome which helps adjust its balance, making it perfectly stable. The bottom of the dome is completed by an aluminium ring that keeps the dome's entire network structure in place through a simple snap-fit system. The product is assembled with absolutely no glue so it can be fully separated to be recycled in the future and in case of any repairs or replacements. Available lamp finishes: Blue Tourmaline, Almond, Anthracite or Brick Red. Plastic ceiling rose painted with the same finish as the lamp, fitted with built-in electronics that allow for the use of different dimmer systems: 0-10V / 1-10V / DALI / PUSH."



Are you a professional and your project needs consulting and support?

[BOOK AN APPOINTMENT](#)

### Download

Mounting instructions [↓ PDF](#)

### Photometric Files

LDT / IES [↓ ZIP](#)

### Technical Drawings

2D [↓ DWG](#)

3D [↓ ZIP](#)

## Main specifications

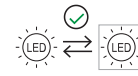
EAN	8059607051993
Mounting	Suspension
Environments	Indoor dry location
Light Source Type	LED
LED type	LED Module
Power (W)	78
System power (W)	78
System flux (lm)	1944

## Physical

Colour	Blue Tourmaline
Length (mm)	904
Cord length (mm)	2700
Canopy dimension (mm)	51
Canopy width (mm)	216
Net weight (kg)	4.1
Package height (mm)	250
Package width (mm)	1000
Package length (mm)	1000
Package volume (m3)	0.28
IP internal	20

## Ecodesign and Energy Labelling

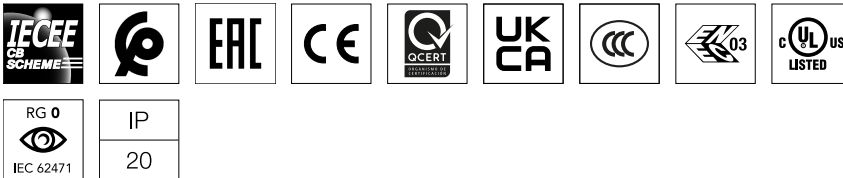
This product contains a light source of energy efficiency class F



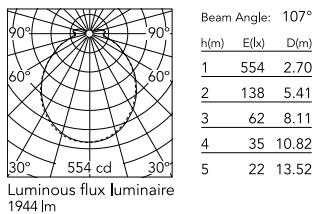
Replaceable (LED only) light source by an end-user



Replaceable control gear by a professional



## Schematic light drawing



## Photometric

Light distribution	Symmetric
CCT (K)	2700
CRI>	90

## Electrical

Insulation class	I
Frequency (Hz)	50/60
Main voltage (Vac)	100-240
LED voltage Vf (Vdc)	null
Driver	Integrated
Dimmable	Yes
Dimming type	Dimmable 0-10V, Dimmable Push, Dimmable 1-10V, Dimmable DALI 1
Dimming interface	Remote Dimmable (Dimmer Not Included)


## Spare Parts



00.	12-48V Led Dimmer	RF26994
00.	Driver 100W 100-277V	RF33061
00.	Skynest Rose with Riveted Magnets Blue Tourmaline	RF34380
00.	Assembly Led Arm for Skynest Blue Tourmaline	RF34718



RF26994  
12-48V Led Dimmer



RF33061  
Driver 100W 100-277V



RF34380  
Skynest Rose with Riveted  
Magnets Blue Tourmaline



RF34718  
Assembly Led Arm for Skynest  
Blue Tourmaline